



**Royal Hotel**  
**& BRAESIDE**


**COOKSTOWN 100**

**Friday 25<sup>th</sup> & Saturday 26<sup>th</sup> April 2008**


**promoted by Cookstown & District MCC**  
[www.cookstown100.com](http://www.cookstown100.com)

**Cookstown Caravans**  
1A Ardculmer Road Cookstown Co Tyrone BT80 9AQ  
Tel: 028 8676 3936 Fax: 028 8676 5527  
[enquiries@cookstowncaravans.com](mailto:enquiries@cookstowncaravans.com)

**CLASSIC 250cc / 350cc CLASSES**



Department of  
**Agriculture and  
Rural Development**  
[www.dardni.gov.uk](http://www.dardni.gov.uk)

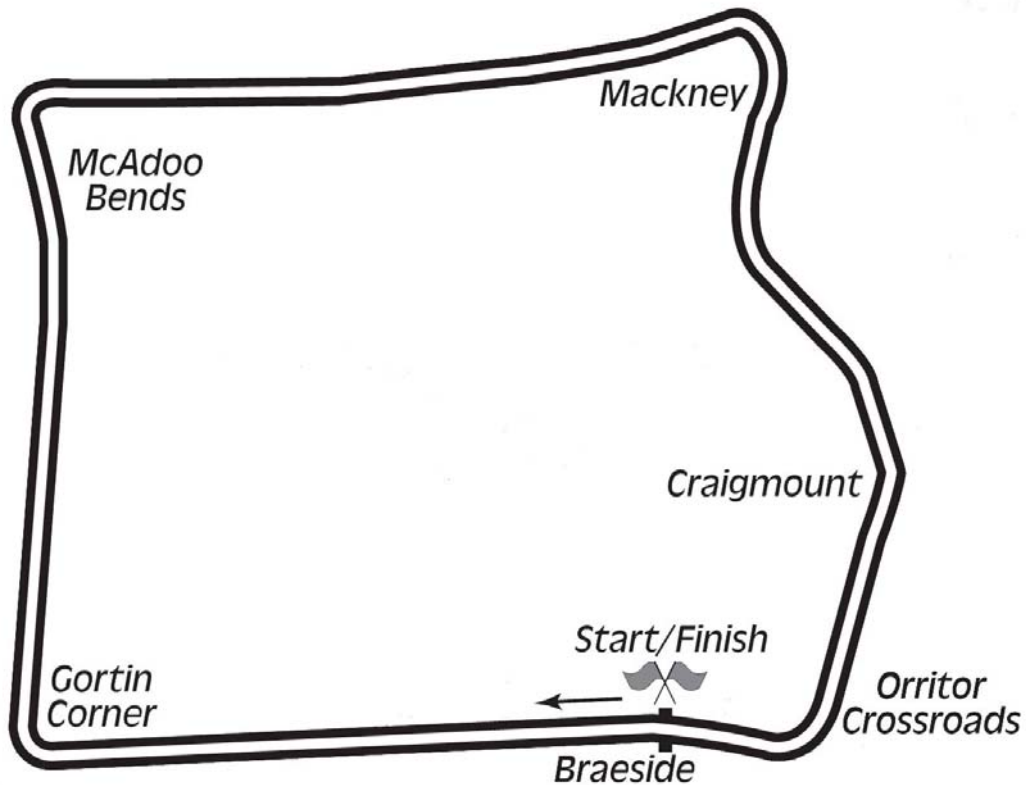


**2&4**  
WHEEL MOTORSPORT  
STEERING GROUP LTD.



# Orritor Circuit

2.1 miles



## LAP RECORDS

Class	Rider	Machine	m	s	mph	Year
125cc	Darran Lindsay	Honda	1	34.778	79.765	2005
250cc	Davy Morgan	Honda	1	32.262	81.941	2006
Supersport 600	Cameron Donald (AUS)	Honda	1	27.250	86.648	2007
Open 1000cc	Cameron Donald (AUS)	Honda	1	25.292	88.637	2007
Senior Support	Gary Robinson	Yamaha 600	1	29.956	84.041	2007
Junior Support	Michael Dunlop	Yamaha 250	1	36.181	78.602	2006
Classic 1000cc	Wattie Brown	Norton 920	1	40.273	75.394	2006
Classic 500cc	Colin Rodgers	Honda	1	42.787	73.550	2004
Classic 350cc	Paul Coward	Honda	1	43.421	73.099	2004
Classic 250cc	Geoff McMullan	Suzuki	1	47.294	70.461	2006

# THE ROYAL HOTEL & BRAESIDE COOKSTOWN

CLASSIC 250cc/350cc


Qualifying

Friday, 25 April 2008



Pos	Class	No	Name	Machine / Sponsor	----- Best Lap -----			On	Laps
					Time	Behind	Speed		
Qualifying Classification									
1	C350	6	Adrian ELWOOD	Drixton Honda 350	1:56.047		65.146	4	5
2	C350	23	Allan BREW	Drixton Aermacchi 35 - Mike & Dawn Jacobs	1:56.175	0.128	65.074	3	5
3	C350	110	Denis GALLAGHER	Drixton Honda 350	1:56.837	0.790	64.706	4	5
4	C350	58	Ian AMBLER	Honda 350	2:00.670	4.623	62.650	3	3
5	C350	66	Ed MANLY jnr	Honda 350	2:01.162	5.115	62.396	2	3
6	C250	44	Alan 'Bud' JACKSON	Suzuki 250	2:01.731	5.684	62.104	2	5
7	C350	211	Tim STEPHENSON	Seeley Honda 350 - John Bell	2:02.143	6.096	61.895	2	2
8	C350	2	Freddie STEWART	Honda 350	2:03.346	7.299	61.291	4	5
9	C250	78	Jeff ROBINSON	Honda 198 - Dempster	2:04.569	8.522	60.689	3	5
10	C350	27	Trevor RUFUS	Honda 350	2:05.033	8.986	60.464	2	5
11	C250	79	Tom JACKSON	Suzuki 247 - Jackson	2:05.193	9.146	60.387	2	5
12	C250	36	Peter WAKEFIELD	Suzuki 250	2:05.965	9.918	60.017	2	5
13	C350	45	Les CROSS	Spondon Honda 350	2:07.787	11.740	59.161	4	5
14	C250	43	Alex McVICKER	Honda 250 - John Ennis	2:08.029	11.982	59.049	4	4
15	C350	35	Colin McWHIRTER	Honda 350 - Leonard	2:09.225	13.178	58.503	4	5
16	C250	30	Robert WRIGHT	Honda 250	2:16.804	20.757	55.262	2	5
17	C250	83	Thomas CRAIG	Suzuki 250	2:22.338	26.291	53.113	2	4

These Results are provisional and are subject to ratification by the Stewards of the Meeting.

Track	<b>Orritor</b>	Signed		Organising Club	<b>Cookstown &amp; District MCC</b>
Length(miles)	<b>2.1000</b>		Chief Timekeeper	Qualifying Started	<b>15:43:03.015</b>
Weather	<b>Cloudy</b>	Issued At:	16:00:28		
Track	<b>Damp</b>				

MCUI  
Ulster Centre  
Timing  
www.mcui-uc.org.uk



**2&4**  
WHEEL MOTORSPORT  
STEERING GROUP LTD.

**X<sup>®</sup>nitec**  
SOLUTIONS





CLASSIC 250cc/350cc

Qualifying

Friday, 25 April 2008

DETAILED RESULT

## Qualifying Classification

Position

**1** **6 Adrian ELWOOD**

Behind

Best Time **1:56.047** Best Speed **65.146** On **4** Gp **a**

Lap	Elapsed Time	Lap Time	Lap Speed
1	2:06.450	2:06.450	59.786
2	4:05.106	1:58.656	63.714
3	6:03.226	1:58.120	64.003
4	7:59.273	1:56.047	65.146
5	9:57.021	1:57.748	64.205

**2** **23 Allan BREW**

Behind **0.128**

Best Time **1:56.175** Best Speed **65.074** On **3** Gp **a**

Lap	Elapsed Time	Lap Time	Lap Speed
1	2:06.706	2:06.706	59.666
2	4:07.341	2:00.635	62.668
3	6:03.516	1:56.175	65.074
4	8:00.427	1:56.911	64.665
5	9:57.309	1:56.882	64.681

**3** **110 Denis GALLAGHER**

Behind **0.790**

Best Time **1:56.837** Best Speed **64.706** On **4** Gp **a**

Lap	Elapsed Time	Lap Time	Lap Speed
1	2:26.319	2:26.319	51.668
2	4:23.229	1:56.910	64.665
3	6:20.445	1:57.216	64.496
4	8:17.282	1:56.837	64.706
5	10:23.189	2:05.907	60.044

**4** **58 Ian AMBLER**

Behind **4.623**

Best Time **2:00.670** Best Speed **62.650** On **3** Gp **a**

Lap	Elapsed Time	Lap Time	Lap Speed
1	2:05.685	2:05.685	60.150
2	4:08.363	2:02.678	61.625
3	6:09.033	2:00.670	62.650

**5** **66 Ed MANLY jnr**

Behind **5.115**

Best Time **2:01.162** Best Speed **62.396** On **2** Gp **a**

Lap	Elapsed Time	Lap Time	Lap Speed
1	2:00.460	2:00.460	62.759
2	4:01.622	2:01.162	62.396
3	6:02.897	2:01.275	62.338

## Qualifying Classification

Position

**6** **44 Alan 'Bud' JACKSON**

Behind **5.684**

Best Time **2:01.731** Best Speed **62.104** On **2** Gp **a**

Lap	Elapsed Time	Lap Time	Lap Speed
1	2:20.507	2:20.507	53.805
2	4:22.238	2:01.731	62.104
3	6:24.165	2:01.927	62.004
4	8:29.260	2:05.095	60.434
5	10:48.421	2:19.161	54.326

**7** **211 Tim STEPHENSON**

Behind **6.096**

Best Time **2:02.143** Best Speed **61.895** On **2** Gp **a**

Lap	Elapsed Time	Lap Time	Lap Speed
1	2:28.685	2:28.685	50.846
2	4:30.828	2:02.143	61.895

**8** **2 Freddie STEWART**

Behind **7.299**

Best Time **2:03.346** Best Speed **61.291** On **4** Gp **a**

Lap	Elapsed Time	Lap Time	Lap Speed
1	2:13.917	2:13.917	56.453
2	4:18.606	2:04.689	60.631
3	6:22.991	2:04.385	60.779
4	8:26.337	2:03.346	61.291
5	10:48.486	2:22.149	53.184

**9** **78 Jeff ROBINSON**

Behind **8.522**

Best Time **2:04.569** Best Speed **60.689** On **3** Gp **a**

Lap	Elapsed Time	Lap Time	Lap Speed
1	2:14.948	2:14.948	56.022
2	4:20.782	2:05.834	60.079
3	6:25.351	2:04.569	60.689
4	8:31.193	2:05.842	60.075
5	11:16.491	2:45.298	45.736

**10** **27 Trevor RUFUS**

Behind **8.986**

Best Time **2:05.033** Best Speed **60.464** On **2** Gp **a**

Lap	Elapsed Time	Lap Time	Lap Speed
1	2:32.345	2:32.345	49.624
2	4:37.378	2:05.033	60.464
3	6:44.720	2:07.342	59.368
4	8:50.113	2:05.393	60.290
5	11:46.873	2:56.760	42.770



CLASSIC 250cc/350cc

Qualifying

Friday, 25 April 2008

DETAILED RESULT

## Qualifying Classification

Position

**11** 79 Tom JACKSON

Behind 9.146

Best Time 2:05.193 Best Speed 60.387 On 2 Gp a

Lap	Elapsed Time	Lap Time	Lap Speed
1	2:11.741	2:11.741	57.385
2	4:16.934	2:05.193	60.387
3	6:22.194	2:05.260	60.354
4	8:28.550	2:06.356	59.831
5	10:45.214	2:16.664	55.318

**12** 36 Peter WAKEFIELD

Behind 9.918

Best Time 2:05.965 Best Speed 60.017 On 2 Gp a

Lap	Elapsed Time	Lap Time	Lap Speed
1	2:28.261	2:28.261	50.991
2	4:34.226	2:05.965	60.017
3	6:43.315	2:09.089	58.564
4	8:49.979	2:06.664	59.685
5	11:00.685	2:10.706	57.840

**13** 45 Les CROSS

Behind 11.740

Best Time 2:07.787 Best Speed 59.161 On 4 Gp a

Lap	Elapsed Time	Lap Time	Lap Speed
1	2:56.995	2:56.995	42.713
2	5:10.893	2:13.898	56.461
3	7:21.417	2:10.524	57.920
4	9:29.204	2:07.787	59.161
5	11:48.058	2:18.854	54.446

**14** 43 Alex McVICKER

Behind 11.982

Best Time 2:08.029 Best Speed 59.049 On 4 Gp a

Lap	Elapsed Time	Lap Time	Lap Speed
1	2:19.817	2:19.817	54.071
2	4:30.005	2:10.188	58.070
3	6:44.285	2:14.280	56.300
4	8:52.314	2:08.029	59.049

## Qualifying Classification

Position

**15** 35 Colin McWHIRTER

Behind 13.178

Best Time 2:09.225 Best Speed 58.503 On 4 Gp a

Lap	Elapsed Time	Lap Time	Lap Speed
1	2:40.641	2:40.641	47.061
2	4:52.157	2:11.516	57.484
3	7:03.946	2:11.789	57.364
4	9:13.171	2:09.225	58.503
5	11:39.290	2:26.119	51.739

**16** 30 Robert WRIGHT

Behind 20.757

Best Time 2:16.804 Best Speed 55.262 On 2 Gp a

Lap	Elapsed Time	Lap Time	Lap Speed
1	2:27.879	2:27.879	51.123
2	4:44.683	2:16.804	55.262
3	7:07.824	2:23.141	52.815
4	9:26.974	2:19.150	54.330
5	11:50.418	2:23.444	52.703

**17** 83 Thomas CRAIG

Behind 26.291

Best Time 2:22.338 Best Speed 53.113 On 2 Gp a

Lap	Elapsed Time	Lap Time	Lap Speed
1	3:00.012	3:00.012	41.997
2	5:22.350	2:22.338	53.113
3	7:46.098	2:23.748	52.592
4	10:08.640	2:22.542	53.037



**THE ROYAL HOTEL & BRAESIDE COOKSTOWN 100**

CLASSIC 250cc/350cc

Orritor 2.100 Miles

R5: Cookstown Caravans Race

26/04/2008 12:30

Race (8 Laps)

11	<b>83</b> 31	<b>34</b> 32		
10	<b>76</b> 28	<b>30</b> 29	<b>12</b> 30	<b>C</b>
9	<b>4</b> 25	<b>35</b> 26	<b>40</b> 27	
<hr/>				
8				
7	<b>43</b> 19			
6	<b>79</b> 16	<b>36</b> 17	<b>45</b> 18	<b>B</b>
5	<b>2</b> 13	<b>78</b> 14	<b>27</b> 15	
<hr/>				
4				
3	<b>49</b> 7			
2	<b>58</b> 4	<b>44</b> 5	<b>211</b> 6	<b>A</b>
1	<b>6</b> 1	<b>23</b> 2	<b>110</b> 3	



# THE ROYAL HOTEL & BRAESIDE COOKSTOWN 100

CLASSIC 250cc/350cc

Race 2 - Cookstown Caravans Junior Classic

Saturday, 26 April 2008



Pos	Class	No	Name	Machine / Sponsor	Gp	Laps	Total Time	Behind	Speed	-----Best Lap-----		
										Time	Speed	On
<b>Race Classification</b>												
1	C350	110	Denis GALLAGHER	Drixton Honda 350	a	8	14:57.929		67.355	1:50.343	68.514	7
2	C350	6	Adrian ELWOOD	Drixton Honda 350	a	8	15:02.888	4.959	66.985	1:50.101	68.664	6
3	C250	49	Kevin STROWGER	Suzuki 250	a	8	15:11.952	14.023	66.319	1:51.234	67.965	5
4	C350	58	Ian AMBLER	Honda 350	a	8	15:24.887	26.958	65.392	1:53.806	66.429	8
5	C350	4	Billy LYLE	Honda 350	c	8	15:29.708	31.779	65.053	1:54.287	66.149	8
6	C350	2	Freddie STEWART	Honda 350	b	8	15:32.237	34.308	64.876	1:52.928	66.945	8
7	C250	36	Peter WAKEFIELD	Suzuki 250	b	8	15:35.461	37.532	64.653	1:54.993	65.743	3
8	C250	44	Alan 'Bud' JACKSON	Suzuki 250	a	8	15:35.595	37.666	64.643	1:55.115	65.673	6
9	C350	27	Trevor RUFUS	Honda 350	b	8	15:44.103	46.174	64.061	1:55.493	65.459	7
10	C350	211	Tim STEPHENSON	Seeley Honda 350 - John Bell	a	8	15:47.661	49.732	63.820	1:54.394	66.087	4
11	C350	45	Les CROSS	Spondon Honda 350	c	8	15:58.387	1:00.458	63.106	1:54.407	66.080	8
12	C250	78	Jeff ROBINSON	Honda 198 - Dempster	b	8	16:00.792	1:02.863	62.948	1:58.338	63.885	6
13	C250	76	Philip SHAW	Suzuki 250	c	8	16:03.127	1:05.198	62.795	1:57.354	64.420	4
14	C350	35	Colin McWHIRTER	Honda 350 - Leonard	c	8	16:17.861	1:19.932	61.849	1:59.847	63.080	7
15	C250	12	Richard FORD	Suzuki 250	c	8	16:21.114	1:23.185	61.644	1:59.022	63.518	5
16	C250	83	Thomas CRAIG	Suzuki 250	c	7	15:14.294	1 Lap	57.881	2:05.158	60.404	5
17	C250	30	Robert WRIGHT	Honda 250	c	7	15:33.738	19.444	56.675	2:10.414	57.969	6
18	C350	34	Trevor STEWART	Honda 350	c	6	14:50.803	2 Laps	50.920	2:24.578	52.290	6


### Fastest Lap

C350	6	Adrian ELWOOD	Drixton Honda 350	a						1:50.101	68.664	6
------	---	---------------	-------------------	---	--	--	--	--	--	----------	--------	---

### Not Classified

<b>DNF</b>	C250	79	Tom JACKSON	Suzuki 247 - Jackson	b	3	6:02.947	5 Laps	62.488	1:58.395	63.854	3
------------	------	----	-------------	----------------------	---	---	----------	--------	--------	----------	--------	---

These Results are provisional and are subject to ratification by the Stewards of the Meeting.

Track	<b>Orritor</b>	Signed		Organising Club	<b>Cookstown &amp; District MCC</b>
Length(miles)	<b>2.1000</b>		Chief Timekeeper	Warmup Started	
Weather	<b>Sunny</b>			Race Started	<b>11:31:22.160</b>
Track	<b>Dry</b>	Issued At:	11:51:23	Gp Time Diff - b	<b>12.07 / c 27.203</b>



CLASSIC 250cc/350cc

Race 2 - Cookstown Caravans Junior Classic

Saturday, 26 April 2008

DETAILED RESULT

**Race Classification**

**1** 110 Denis GALLAGHER

Total Time **14:57.929** Avg Speed **67.355** Behind  
Best Time **1:50.343** Best Speed **68.514** On **7** Gp **a**

Lap	Elapsed Time	Lap Time	Lap Speed
1	1:59.652	1:59.652	63.183
2	3:50.717	1:51.065	68.068
3	5:42.183	1:51.466	67.823
4	7:33.947	1:51.764	67.643
5	9:25.162	1:51.215	67.976
6	11:16.433	1:51.271	67.942
7	13:06.776	1:50.343	68.514
8	14:57.929	1:51.153	68.014

**2** 6 Adrian ELWOOD

Total Time **15:02.888** Avg Speed **66.985** Behind **4.959**  
Best Time **1:50.101** Best Speed **68.664** On **6** Gp **a**

Lap	Elapsed Time	Lap Time	Lap Speed
1	1:59.372	1:59.372	63.331
2	3:51.506	1:52.134	67.419
3	5:42.998	1:51.492	67.808
4	7:34.481	1:51.483	67.813
5	9:26.029	1:51.548	67.774
6	11:16.130	1:50.101	68.664
7	13:09.589	1:53.459	66.632
8	15:02.888	1:53.299	66.726

**3** 49 Kevin STROWGER

Total Time **15:11.952** Avg Speed **66.319** Behind **14.023**  
Best Time **1:51.234** Best Speed **67.965** On **5** Gp **a**

Lap	Elapsed Time	Lap Time	Lap Speed
1	2:02.712	2:02.712	61.608
2	3:58.104	1:55.392	65.516
3	5:50.642	1:52.538	67.177
4	7:42.811	1:52.169	67.398
5	9:34.045	1:51.234	67.965
6	11:26.576	1:52.531	67.181
7	13:19.579	1:53.003	66.901
8	15:11.952	1:52.373	67.276

**Race Classification**

**4** 58 Ian AMBLER

Total Time **15:24.887** Avg Speed **65.392** Behind **26.958**  
Best Time **1:53.806** Best Speed **66.429** On **8** Gp **a**

Lap	Elapsed Time	Lap Time	Lap Speed
1	2:02.502	2:02.502	61.713
2	3:58.872	1:56.370	64.965
3	5:53.280	1:54.408	66.079
4	7:47.207	1:53.927	66.358
5	9:41.340	1:54.133	66.239
6	11:36.687	1:55.347	65.541
7	13:31.081	1:54.394	66.087
8	15:24.887	1:53.806	66.429

**5** 4 Billy LYLE

Total Time **15:29.708** Avg Speed **65.053** Behind **31.779**  
Best Time **1:54.287** Best Speed **66.149** On **8** Gp **c**

Lap	Elapsed Time	Lap Time	Lap Speed
1	2:04.409	2:04.409	60.767
2	3:59.595	1:55.186	65.633
3	5:54.999	1:55.404	65.509
4	7:50.036	1:55.037	65.718
5	9:44.871	1:54.835	65.834
6	11:40.550	1:55.679	65.353
7	13:35.421	1:54.871	65.813
8	15:29.708	1:54.287	66.149


**6** 2 Freddie STEWART

Total Time **15:32.237** Avg Speed **64.876** Behind **34.308**  
Best Time **1:52.928** Best Speed **66.945** On **8** Gp **b**

Lap	Elapsed Time	Lap Time	Lap Speed
1	2:01.672	2:01.672	62.134
2	3:58.804	1:57.132	64.543
3	5:53.850	1:55.046	65.713
4	7:49.270	1:55.420	65.500
5	9:45.909	1:56.639	64.815
6	11:42.393	1:56.484	64.902
7	13:39.309	1:56.916	64.662
8	15:32.237	1:52.928	66.945







CLASSIC 250cc/350cc

Race 2 - Cookstown Caravans Junior Classic

Saturday, 26 April 2008

DETAILED RESULT

**Race Classification**

**7**      **36 Peter WAKEFIELD**  
 Total Time    **15:35.461** Avg Speed    **64.653** Behind    **37.532**  
 Best Time    **1:54.993** Best Speed    **65.743** On    **3** Gp    **b**

Lap	Elapsed Time	Lap Time	Lap Speed
1	2:02.294	2:02.294	61.818
2	3:58.403	1:56.109	65.111
3	5:53.396	1:54.993	65.743
4	7:48.800	1:55.404	65.509
5	9:45.639	1:56.839	64.704
6	11:42.186	1:56.547	64.867
7	13:39.087	1:56.901	64.670
8	15:35.461	1:56.374	64.963

**8**      **44 Alan 'Bud' JACKSON**  
 Total Time    **15:35.595** Avg Speed    **64.643** Behind    **37.666**  
 Best Time    **1:55.115** Best Speed    **65.673** On    **6** Gp    **a**

Lap	Elapsed Time	Lap Time	Lap Speed
1	2:01.895	2:01.895	62.021
2	3:58.519	1:56.624	64.824
3	5:54.825	1:56.306	65.001
4	7:50.687	1:55.862	65.250
5	9:47.364	1:56.677	64.794
6	11:42.479	1:55.115	65.673
7	13:38.454	1:55.975	65.186
8	15:35.595	1:57.141	64.538

**9**      **27 Trevor RUFUS**  
 Total Time    **15:44.103** Avg Speed    **64.061** Behind    **46.174**  
 Best Time    **1:55.493** Best Speed    **65.459** On    **7** Gp    **b**

Lap	Elapsed Time	Lap Time	Lap Speed
1	2:05.163	2:05.163	60.401
2	4:03.964	1:58.801	63.636
3	6:00.727	1:56.763	64.747
4	7:56.642	1:55.915	65.220
5	9:53.672	1:57.030	64.599
6	11:52.135	1:58.463	63.817
7	13:47.628	1:55.493	65.459
8	15:44.103	1:56.475	64.907

**Race Classification**

**10**     **211 Tim STEPHENSON**  
 Total Time    **15:47.661** Avg Speed    **63.820** Behind    **49.732**  
 Best Time    **1:54.394** Best Speed    **66.087** On    **4** Gp    **a**

Lap	Elapsed Time	Lap Time	Lap Speed
1	2:17.475	2:17.475	54.992
2	4:12.272	1:54.797	65.855
3	6:07.930	1:55.658	65.365
4	8:02.324	1:54.394	66.087
5	9:58.267	1:55.943	65.204
6	11:54.505	1:56.238	65.039
7	13:51.545	1:57.040	64.593
8	15:47.661	1:56.116	65.107

**11**     **45 Les CROSS**  
 Total Time    **15:58.387** Avg Speed    **63.106** Behind    **1:00.458**  
 Best Time    **1:54.407** Best Speed    **66.080** On    **8** Gp    **c**

Lap	Elapsed Time	Lap Time	Lap Speed
1	2:14.329	2:14.329	56.280
2	4:16.593	2:02.264	61.833
3	6:15.487	1:58.894	63.586
4	8:13.797	1:58.310	63.900
5	10:09.718	1:55.921	65.217
6	12:06.547	1:56.829	64.710
7	14:03.980	1:57.433	64.377
8	15:58.387	1:54.407	66.080

**12**     **78 Jeff ROBINSON**  
 Total Time    **16:00.792** Avg Speed    **62.948** Behind    **1:02.863**  
 Best Time    **1:58.338** Best Speed    **63.885** On    **6** Gp    **b**

Lap	Elapsed Time	Lap Time	Lap Speed
1	2:06.505	2:06.505	59.760
2	4:05.167	1:58.662	63.710
3	6:03.561	1:58.394	63.855
4	8:04.951	2:01.390	62.279
5	10:04.975	2:00.024	62.987
6	12:03.313	1:58.338	63.885
7	14:01.814	1:58.501	63.797
8	16:00.792	1:58.978	63.541





CLASSIC 250cc/350cc

Race 2 - Cookstown Caravans Junior Classic

Saturday, 26 April 2008

DETAILED RESULT

**Race Classification**

**13 76 Philip SHAW**

Total Time **16:03.127** Avg Speed **62.795** Behind **1:05.198**  
 Best Time **1:57.354** Best Speed **64.420** On **4** Gp **c**

Lap	Elapsed Time	Lap Time	Lap Speed
1	2:08.812	2:08.812	58.690
2	4:08.007	1:59.195	63.425
3	6:06.244	1:58.237	63.939
4	8:03.598	1:57.354	64.420
5	10:02.288	1:58.690	63.695
6	12:04.074	2:01.786	62.076
7	14:03.041	1:58.967	63.547
8	16:03.127	2:00.086	62.955

**14 35 Colin McWHIRTER**

Total Time **16:17.861** Avg Speed **61.849** Behind **1:19.932**  
 Best Time **1:59.847** Best Speed **63.080** On **7** Gp **c**

Lap	Elapsed Time	Lap Time	Lap Speed
1	2:10.159	2:10.159	58.083
2	4:11.135	2:00.976	62.492
3	6:12.464	2:01.329	62.310
4	8:15.372	2:02.908	61.509
5	10:16.620	2:01.248	62.352
6	12:17.068	2:00.448	62.766
7	14:16.915	1:59.847	63.080
8	16:17.861	2:00.946	62.507

**15 12 Richard FORD**

Total Time **16:21.114** Avg Speed **61.644** Behind **1:23.185**  
 Best Time **1:59.022** Best Speed **63.518** On **5** Gp **c**

Lap	Elapsed Time	Lap Time	Lap Speed
1	2:14.813	2:14.813	56.078
2	4:15.628	2:00.815	62.575
3	6:16.739	2:01.111	62.422
4	8:16.725	1:59.986	63.007
5	10:15.747	1:59.022	63.518
6	12:17.685	2:01.938	61.999
7	14:19.240	2:01.555	62.194
8	16:21.114	2:01.874	62.031

**16 83 Thomas CRAIG**

Total Time **15:14.294** Avg Speed **57.881** Behind **1 Lap**  
 Best Time **2:05.158** Best Speed **60.404** On **5** Gp **c**

Lap	Elapsed Time	Lap Time	Lap Speed
1	2:22.699	2:22.699	52.979
2	4:36.476	2:13.777	56.512
3	6:43.017	2:06.541	59.743
4	8:53.455	2:10.438	57.959
5	10:58.613	2:05.158	60.404
6	13:06.088	2:07.475	59.306
7	15:14.294	2:08.206	58.968

**Race Classification**

**17 30 Robert WRIGHT**

Total Time **15:33.738** Avg Speed **56.675** Behind **19.444**  
 Best Time **2:10.414** Best Speed **57.969** On **6** Gp **c**

Lap	Elapsed Time	Lap Time	Lap Speed
1	2:23.352	2:23.352	52.737
2	4:35.353	2:12.001	57.272
3	6:46.897	2:11.544	57.471
4	9:00.126	2:13.229	56.744
5	11:12.017	2:11.891	57.320
6	13:22.431	2:10.414	57.969
7	15:33.738	2:11.307	57.575

**18 34 Trevor STEWART**

Total Time **14:50.803** Avg Speed **50.920** Behind **2 Laps**  
 Best Time **2:24.578** Best Speed **52.290** On **6** Gp **c**

Lap	Elapsed Time	Lap Time	Lap Speed
1	2:36.081	2:36.081	48.436
2	5:04.130	2:28.049	51.064
3	7:31.775	2:27.645	51.204
4	9:59.396	2:27.621	51.212
5	12:26.225	2:26.829	51.488
6	14:50.803	2:24.578	52.290

**Not Classified**

**DNF 79 Tom JACKSON**

Total Time **6:02.947** Avg Speed **62.488** Behind **5 Laps**  
 Best Time **1:58.395** Best Speed **63.854** On **3** Gp **b**

Lap	Elapsed Time	Lap Time	Lap Speed
1	2:06.027	2:06.027	59.987
2	4:04.552	1:58.525	63.784
3	6:02.947	1:58.395	63.854




# THE ROYAL HOTEL & BRAESIDE COOKSTOWN 100

CLASSIC 250cc/350cc

Race 2 - Cookstown Caravans Junior Classic

## LAP CHART




1					3					5				
No	Name	G	Elapsed Time	Lap Time	No	Name	G	Elapsed Time	Lap Time	No	Name	G	Elapsed Time	Lap Time
6	Adrian ELWOOD	a	1:59.372	1:59.372	110	Denis GALLAGHER	a	5:42.183	1:51.466	110	Denis GALLAGHER	a	9:25.162	1:51.215
110	Denis GALLAGHER	a	1:59.652	1:59.652	6	Adrian ELWOOD	a	5:42.998	1:51.492	6	Adrian ELWOOD	a	9:26.029	1:51.548
2	Freddie STEWART	b	2:01.672	2:01.672	49	Kevin STROWGER	a	5:50.642	1:52.538	49	Kevin STROWGER	a	9:34.045	1:51.234
44	Alan 'Bud' JACKSON	a	2:01.895	2:01.895	58	Ian AMBLER	a	5:53.280	1:54.408	58	Ian AMBLER	a	9:41.340	1:54.133
36	Peter WAKEFIELD	b	2:02.294	2:02.294	36	Peter WAKEFIELD	b	5:53.396	1:54.993	4	Billy LYLE	c	9:44.871	1:54.835
58	Ian AMBLER	a	2:02.502	2:02.502	2	Freddie STEWART	b	5:53.850	1:55.046	36	Peter WAKEFIELD	b	9:45.639	1:56.839
49	Kevin STROWGER	a	2:02.712	2:02.712	44	Alan 'Bud' JACKSON	a	5:54.825	1:56.306	2	Freddie STEWART	b	9:45.909	1:56.639
4	Billy LYLE	c	2:04.409	2:04.409	4	Billy LYLE	c	5:54.999	1:55.404	44	Alan 'Bud' JACKSON	a	9:47.364	1:56.677
27	Trevor RUFUS	b	2:05.163	2:05.163	27	Trevor RUFUS	b	6:00.727	1:56.763	27	Trevor RUFUS	b	9:53.672	1:57.030
79	Tom JACKSON	b	2:06.027	2:06.027	79	Tom JACKSON	b	6:02.947	1:58.395	211	Tim STEPHENSON	a	9:58.267	1:55.943
78	Jeff ROBINSON	b	2:06.505	2:06.505	78	Jeff ROBINSON	b	6:03.561	1:58.394	76	Philip SHAW	c	10:02.288	1:58.690
76	Philip SHAW	c	2:08.812	2:08.812	76	Philip SHAW	c	6:06.244	1:58.237	78	Jeff ROBINSON	b	10:04.975	2:00.024
35	Colin McWHIRTER	c	2:10.159	2:10.159	211	Tim STEPHENSON	a	6:07.930	1:55.658	45	Les CROSS	c	10:09.718	1:55.921
45	Les CROSS	c	2:14.329	2:14.329	35	Colin McWHIRTER	c	6:12.464	2:01.329	12	Richard FORD	c	10:15.747	1:59.022
12	Richard FORD	c	2:14.813	2:14.813	45	Les CROSS	c	6:15.487	1:58.894	35	Colin McWHIRTER	c	10:16.620	2:01.248
211	Tim STEPHENSON	a	2:17.475	2:17.475	12	Richard FORD	c	6:16.739	2:01.111	83	Thomas CRAIG	c	10:58.613	2:05.158
83	Thomas CRAIG	c	2:22.699	2:22.699	83	Thomas CRAIG	c	6:43.017	2:06.541	30	Robert WRIGHT	c	11:12.017	2:11.891
30	Robert WRIGHT	c	2:23.352	2:23.352	30	Robert WRIGHT	c	6:46.897	2:11.544	34	Trevor STEWART	c	12:26.225	2:26.829
34	Trevor STEWART	c	2:36.081	2:36.081	34	Trevor STEWART	c	7:31.775	2:27.645					

2					4					6				
No	Name	G	Elapsed Time	Lap Time	No	Name	G	Elapsed Time	Lap Time	No	Name	G	Elapsed Time	Lap Time
110	Denis GALLAGHER	a	3:50.717	1:51.065	110	Denis GALLAGHER	a	7:33.947	1:51.764	6	Adrian ELWOOD	a	11:16.130	1:50.101
6	Adrian ELWOOD	a	3:51.506	1:52.134	6	Adrian ELWOOD	a	7:34.481	1:51.483	110	Denis GALLAGHER	a	11:16.433	1:51.271
49	Kevin STROWGER	a	3:58.104	1:55.392	49	Kevin STROWGER	a	7:42.811	1:52.169	49	Kevin STROWGER	a	11:26.576	1:52.531
36	Peter WAKEFIELD	b	3:58.403	1:56.109	58	Ian AMBLER	a	7:47.207	1:53.927	58	Ian AMBLER	a	11:36.687	1:55.347
44	Alan 'Bud' JACKSON	a	3:58.519	1:56.624	58	Ian AMBLER	a	7:47.207	1:53.927	4	Billy LYLE	c	11:40.550	1:55.679
2	Freddie STEWART	b	3:58.804	1:57.132	36	Peter WAKEFIELD	b	7:48.800	1:55.404	36	Peter WAKEFIELD	b	11:42.186	1:56.547
58	Ian AMBLER	a	3:58.872	1:56.370	2	Freddie STEWART	b	7:49.270	1:55.420	2	Freddie STEWART	b	11:42.393	1:56.484
4	Billy LYLE	c	3:59.595	1:55.186	4	Billy LYLE	c	7:50.036	1:55.037	44	Alan 'Bud' JACKSON	a	11:42.479	1:55.115
27	Trevor RUFUS	b	4:03.964	1:58.801	44	Alan 'Bud' JACKSON	a	7:50.687	1:55.862	27	Trevor RUFUS	b	11:52.135	1:58.463
79	Tom JACKSON	b	4:04.552	1:58.525	27	Trevor RUFUS	b	7:56.642	1:55.915	211	Tim STEPHENSON	a	11:54.505	1:56.238
78	Jeff ROBINSON	b	4:05.167	1:58.662	211	Tim STEPHENSON	a	8:02.324	1:54.394	78	Jeff ROBINSON	b	12:03.313	1:58.338
76	Philip SHAW	c	4:08.007	1:59.195	76	Philip SHAW	c	8:03.598	1:57.354	76	Philip SHAW	c	12:04.074	2:01.786
35	Colin McWHIRTER	c	4:11.135	2:00.976	78	Jeff ROBINSON	b	8:04.951	2:01.390	45	Les CROSS	c	12:06.547	1:56.829
211	Tim STEPHENSON	a	4:12.272	1:54.797	45	Les CROSS	c	8:13.797	1:58.310	35	Colin McWHIRTER	c	12:17.068	2:00.448
12	Richard FORD	c	4:15.628	2:00.815	35	Colin McWHIRTER	c	8:15.372	2:02.908	12	Richard FORD	c	12:17.685	2:01.938
45	Les CROSS	c	4:16.593	2:02.264	12	Richard FORD	c	8:16.725	1:59.986	83	Thomas CRAIG	c	13:06.088	2:07.475
30	Robert WRIGHT	c	4:35.353	2:12.001	83	Thomas CRAIG	c	8:53.455	2:10.438	30	Robert WRIGHT	c	13:22.431	2:10.414
83	Thomas CRAIG	c	4:36.476	2:13.777	30	Robert WRIGHT	c	9:00.126	2:13.229	34	Trevor STEWART	c	14:50.803	2:24.578
34	Trevor STEWART	c	5:04.130	2:28.049	34	Trevor STEWART	c	9:59.396	2:27.621					

# LAP CHART



## 7

No	Name	G	Elapsed Time	Lap Time
110	Denis GALLAGHER	a	13:06.776	1:50.343
6	Adrian ELWOOD	a	13:09.589	1:53.459
49	Kevin STROWGER	a	13:19.579	1:53.003
58	Ian AMBLER	a	13:31.081	1:54.394
4	Billy LYLE	c	13:35.421	1:54.871
44	Alan 'Bud' JACKSON	a	13:38.454	1:55.975
36	Peter WAKEFIELD	b	13:39.087	1:56.901
2	Freddie STEWART	b	13:39.309	1:56.916
27	Trevor RUFUS	b	13:47.628	1:55.493
211	Tim STEPHENSON	a	13:51.545	1:57.040
78	Jeff ROBINSON	b	14:01.814	1:58.501
76	Philip SHAW	c	14:03.041	1:58.967
45	Les CROSS	c	14:03.980	1:57.433
35	Colin McWHIRTER	c	14:16.915	1:59.847
12	Richard FORD	c	14:19.240	2:01.555
83	Thomas CRAIG	c	15:14.294	2:08.206
30	Robert WRIGHT	c	15:33.738	2:11.307

## 8

No	Name	G	Elapsed Time	Lap Time
110	Denis GALLAGHER	a	14:57.929	1:51.153
6	Adrian ELWOOD	a	15:02.888	1:53.299
49	Kevin STROWGER	a	15:11.952	1:52.373
58	Ian AMBLER	a	15:24.887	1:53.806
4	Billy LYLE	c	15:29.708	1:54.287
2	Freddie STEWART	b	15:32.237	1:52.928
36	Peter WAKEFIELD	b	15:35.461	1:56.374
44	Alan 'Bud' JACKSON	a	15:35.595	1:57.141
27	Trevor RUFUS	b	15:44.103	1:56.475
211	Tim STEPHENSON	a	15:47.661	1:56.116
45	Les CROSS	c	15:58.387	1:54.407
78	Jeff ROBINSON	b	16:00.792	1:58.978
76	Philip SHAW	c	16:03.127	2:00.086
35	Colin McWHIRTER	c	16:17.861	2:00.946
12	Richard FORD	c	16:21.114	2:01.874