




Royal Hotel
& BRAESIDE

COOKSTOWN 100

Friday 25th & Saturday 26th April 2008

promoted by Cookstown & District MCC
www.cookstown100.com

DREAM OVERSEAS PROPERTIES OPEN B
&
S. P. HARKNESS CONSTRUCTION
COOKSTOWN 100 B



dream overseas properties

Tel: +44 (0) 28 8953 1133


info@dreamoverseasproperties.com



Department of

**Agriculture and
Rural Development**

www.dardni.gov.uk



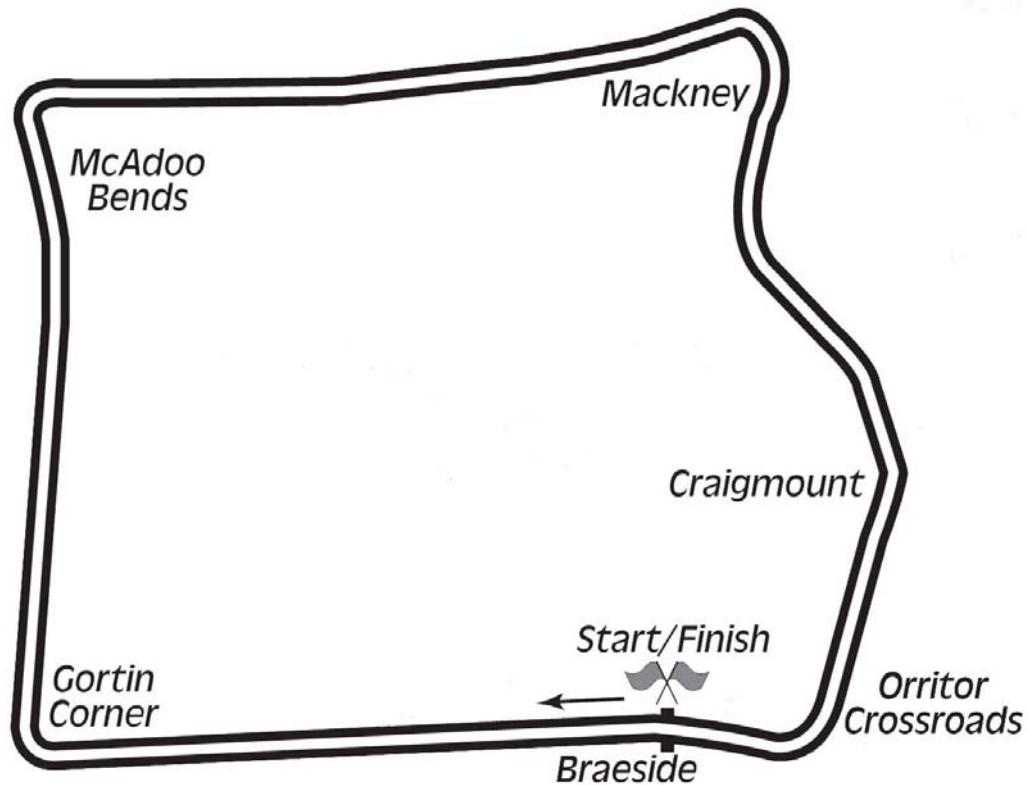
2&4

WHEEL MOTORSPORT
STEERING GROUP LTD.

BBC SPORT NI

Orritor Circuit

2.1 miles



LAP RECORDS

Class	Rider	Machine	m	s	mph	Year
125cc	Darran Lindsay	Honda	1	34.778	79.765	2005
250cc	Davy Morgan	Honda	1	32.262	81.941	2006
Supersport 600	Cameron Donald (AUS)	Honda	1	27.250	86.648	2007
Open 1000cc	Cameron Donald (AUS)	Honda	1	25.292	88.637	2007
Senior Support	Gary Robinson	Yamaha 600	1	29.956	84.041	2007
Junior Support	Michael Dunlop	Yamaha 250	1	36.181	78.602	2006
Classic 1000cc	Wattie Brown	Norton 920	1	40.273	75.394	2006
Classic 500cc	Colin Rodgers	Honda	1	42.787	73.550	2004
Classic 350cc	Paul Coward	Honda	1	43.421	73.099	2004
Classic 250cc	Geoff McMullan	Suzuki	1	47.294	70.461	2006

THE ROYAL HOTEL & BRAESIDE COOKSTOWN 1




OPEN
Group A Qualifying
Friday, 25 April 2008

Pos	Class	No	Name	Machine / Sponsor	Time	Best Lap Behind	Speed	On	Total Laps
1	OPEN	13	Adrian ARCHIBALD	Suzuki - AMA Racing	1:30.519		83.518	5	5
2	OPEN	61	John WALSH	Yamaha	1:30.526	0.007	83.512	5	5
3	OPEN	65	Michael SWEENEY	Yamaha - Street Sweep	1:31.911	1.392	82.253	2	3
4	OPEN	45	Martin FINNEGAN	Yamaha - JMF Team Millsport Racing	1:32.508	1.989	81.723	2	3
5	OPEN	34	Dwyer AGNEW	Suzuki	1:33.037	2.518	81.258	3	5
6	OPEN	70	Victor GILMORE	Yamaha 600 - T Lindsay	1:33.193	2.674	81.122	4	5
7	OPEN	82	Derek SHEILS	Suzuki	1:34.874	4.355	79.685	5	5
8	OPEN	4	Barry DAVIDSON	Honda 600 - Maine Road Racing	1:34.903	4.384	79.660	5	5
9	OPEN	79	Scott WILSON	Suzuki - PRF Racing	1:35.151	4.632	79.453	5	5
10	OPEN	1	Darren BURNS	Kawasaki - C4 / BT80 Supporters Club	1:35.627	5.108	79.057	4	5
11	OPEN	29	Ryan McCAY	Suzuki 600 - PRF Racing	1:36.223	5.704	78.567	5	5
12	OPEN	22	Stephen McILVENNA	Yamaha 600	1:36.633	6.114	78.234	5	5
13	OPEN	69	Peter NEWELL	Suzuki	1:37.795	7.276	77.305	4	5
14	OPEN	26	Dennis BOOTH	Yamaha 600	1:37.870	7.351	77.245	4	5
15	OPEN	12	Stuart BAINBOROUGH	Honda	1:39.178	8.659	76.227	4	5
16	OPEN	37	Adrian TEASDALE	Suzuki 600	1:41.209	10.690	74.697	5	5
17	OPEN	157	Adrian LOGUE	Suzuki 750	1:43.569	13.050	72.995	4	5

Qualifying Classification

These Results are provisional and are subject to ratification by the Stewards of the Meeting.

Track	Orritor	Signed		Organising Club	Cookstown & District MCC
Length(miles)	2.1000		Chief Timekeeper	Qualifying Started	17:52:41.822
Weather	Cloudy	Issued At:	18:03:17		
Track	Damp				





OPEN
Group A Qualifying
Friday, 25 April 2008
DETAILED RESULT

Qualifying Classification

Position

1 13 Adrian ARCHIBALD

OPEN Behind
 Best Time **1:30.519** Best Speed **83.518** On **5** Gp **a**

Lap	Elapsed Time	Lap Time	Lap Speed
1	2:02.550	2:02.550	61.689
2	3:34.055	1:31.505	82.618
3	5:05.110	1:31.055	83.027
4	6:36.100	1:30.990	83.086
5	8:06.619	1:30.519	83.518

2 61 John WALSH

OPEN Behind **0.007**
 Best Time **1:30.526** Best Speed **83.512** On **5** Gp **a**

Lap	Elapsed Time	Lap Time	Lap Speed
1	2:02.235	2:02.235	61.848
2	3:34.929	1:32.694	81.559
3	5:06.611	1:31.682	82.459
4	6:37.961	1:31.350	82.759
5	8:08.487	1:30.526	83.512

3 65 Michael SWEENEY

OPEN Behind **1.392**
 Best Time **1:31.911** Best Speed **82.253** On **2** Gp **a**

Lap	Elapsed Time	Lap Time	Lap Speed
1	2:01.734	2:01.734	62.103
2	3:33.645	1:31.911	82.253
3	9:43.268	6:09.623	20.453

4 45 Martin FINNEGAN

OPEN Behind **1.989**
 Best Time **1:32.508** Best Speed **81.723** On **2** Gp **a**

Lap	Elapsed Time	Lap Time	Lap Speed
1	2:00.535	2:00.535	62.720
2	3:33.043	1:32.508	81.723
3	5:28.495	1:55.452	65.482

5 34 Dwyer AGNEW

OPEN Behind **2.518**
 Best Time **1:33.037** Best Speed **81.258** On **3** Gp **a**

Lap	Elapsed Time	Lap Time	Lap Speed
1	2:27.776	2:27.776	51.159
2	4:02.996	1:35.220	79.395
3	5:36.033	1:33.037	81.258
4	7:09.642	1:33.609	80.761
5	8:43.294	1:33.652	80.724

Qualifying Classification

Position

6 70 Victor GILMORE

OPEN Behind **2.674**
 Best Time **1:33.193** Best Speed **81.122** On **4** Gp **a**

Lap	Elapsed Time	Lap Time	Lap Speed
1	2:16.654	2:16.654	55.322
2	3:56.220	1:39.566	75.930
3	5:32.957	1:36.737	78.150
4	7:06.150	1:33.193	81.122
5	8:39.377	1:33.227	81.092

7 82 Derek SHEILS

OPEN Behind **4.355**
 Best Time **1:34.874** Best Speed **79.685** On **5** Gp **a**

Lap	Elapsed Time	Lap Time	Lap Speed
1	2:11.534	2:11.534	57.476
2	3:49.530	1:37.996	77.146
3	5:25.934	1:36.404	78.420
4	7:01.466	1:35.532	79.136
5	8:36.340	1:34.874	79.685

8 4 Barry DAVIDSON

OPEN Behind **4.384**
 Best Time **1:34.903** Best Speed **79.660** On **5** Gp **a**

Lap	Elapsed Time	Lap Time	Lap Speed
1	2:11.702	2:11.702	57.402
2	3:48.403	1:36.701	78.179
3	5:25.597	1:37.194	77.783
4	7:01.233	1:35.636	79.050
5	8:36.136	1:34.903	79.660

9 79 Scott WILSON

OPEN Behind **4.632**
 Best Time **1:35.151** Best Speed **79.453** On **5** Gp **a**

Lap	Elapsed Time	Lap Time	Lap Speed
1	2:28.838	2:28.838	50.793
2	4:07.423	1:38.585	76.685
3	5:45.690	1:38.267	76.933
4	7:23.817	1:38.127	77.043
5	8:58.968	1:35.151	79.453





OPEN
Group A Qualifying
Friday, 25 April 2008
DETAILED RESULT

Qualifying Classification

Position

10 1 Darren BURNS

OPEN Behind 5.108

Best Time **1:35.627** Best Speed **79.057** On 4 Gp a

Lap	Elapsed Time	Lap Time	Lap Speed
1	2:17.511	2:17.511	54.977
2	3:55.511	1:38.000	77.143
3	5:32.868	1:37.357	77.652
4	7:08.495	1:35.627	79.057
5	8:47.264	1:38.769	76.542

11 29 Ryan McCAY

OPEN Behind 5.704

Best Time **1:36.223** Best Speed **78.567** On 5 Gp a

Lap	Elapsed Time	Lap Time	Lap Speed
1	2:25.225	2:25.225	52.057
2	4:05.746	1:40.521	75.208
3	5:45.510	1:39.764	75.779
4	7:24.055	1:38.545	76.716
5	9:00.278	1:36.223	78.567

12 22 Stephen McILVENNA

OPEN Behind 6.114

Best Time **1:36.633** Best Speed **78.234** On 5 Gp a

Lap	Elapsed Time	Lap Time	Lap Speed
1	2:17.760	2:17.760	54.878
2	3:55.920	1:38.160	77.017
3	5:34.109	1:38.189	76.994
4	7:10.901	1:36.792	78.106
5	8:47.534	1:36.633	78.234

13 69 Peter NEWELL

OPEN Behind 7.276

Best Time **1:37.795** Best Speed **77.305** On 4 Gp a

Lap	Elapsed Time	Lap Time	Lap Speed
1	2:29.317	2:29.317	50.631
2	4:08.430	1:39.113	76.277
3	5:47.582	1:39.152	76.247
4	7:25.377	1:37.795	77.305
5	9:03.885	1:38.508	76.745

Qualifying Classification

Position

14 26 Dennis BOOTH

OPEN Behind 7.351

Best Time **1:37.870** Best Speed **77.245** On 4 Gp a

Lap	Elapsed Time	Lap Time	Lap Speed
1	2:27.221	2:27.221	51.351
2	4:07.014	1:39.793	75.757
3	5:46.372	1:39.358	76.088
4	7:24.242	1:37.870	77.245
5	9:03.476	1:39.234	76.184

15 12 Stuart BAINBOROUGH

OPEN Behind 8.659

Best Time **1:39.178** Best Speed **76.227** On 4 Gp a

Lap	Elapsed Time	Lap Time	Lap Speed
1	2:22.575	2:22.575	53.025
2	4:03.728	1:41.153	74.738
3	5:44.314	1:40.586	75.160
4	7:23.492	1:39.178	76.227
5	9:03.325	1:39.833	75.726

16 37 Adrian TEASDALE

OPEN Behind 10.690

Best Time **1:41.209** Best Speed **74.697** On 5 Gp a

Lap	Elapsed Time	Lap Time	Lap Speed
1	2:33.928	2:33.928	49.114
2	4:15.573	1:41.645	74.377
3	5:57.526	1:41.953	74.152
4	7:39.173	1:41.647	74.375
5	9:20.382	1:41.209	74.697

17 157 Adrian LOGUE

OPEN Behind 13.050

Best Time **1:43.569** Best Speed **72.995** On 4 Gp a

Lap	Elapsed Time	Lap Time	Lap Speed
1	2:39.627	2:39.627	47.360
2	4:26.045	1:46.418	71.041
3	6:10.830	1:44.785	72.148
4	7:54.399	1:43.569	72.995
5	9:38.180	1:43.781	72.846






OPEN
Group B Qualifying
Friday, 25 April 2008

Pos	Class	No	Name	Machine / Sponsor	----- Time	Best Lap Behind	----- Speed	On	Total Laps
1	OPEN	24	Keith AMOR	Honda 600 - Wilson Craig Racing	1:44.834		72.114	3	3
2	OPEN	23	Andrew BRADY	Honda - T7 Murray Racing	1:45.918	1.084	71.376	3	3
3	OPEN	66	Mark BUCKLEY	Triumph 675 - www.triumphmotorsports.co.uk	1:46.627	1.793	70.901	3	3
4	OPEN	30	Wayne KENNEDY	Yamaha 600 - GB Racing/Doon's Stores	1:46.868	2.034	70.741	3	3
5	OPEN	9	Wayne KIRWAN	Yamaha - JD's Motorcycles	1:47.913	3.079	70.056	2	3
6	OPEN	93	Paul CRANSTON	Honda - P & J	1:48.466	3.632	69.699	3	3
7	OPEN	5	Noel HUDSON	Kawasaki - AJS	1:48.846	4.012	69.456	3	3
8	OPEN	44	Craig GIBSON	Suzuki 600 - Team Polaris Racing	1:49.442	4.608	69.078	3	3
9	OPEN	14	Carl RENNIE	Suzuki - PRF Racing	1:49.536	4.702	69.018	3	3
10	OPEN	85	Philip SHANNON	Honda 600	1:49.753	4.919	68.882	3	3
11	OPEN	76	Andrew NEILL	Yamaha 600 - Moira MRC	1:50.123	5.289	68.651	3	3
12	OPEN	27	James McCANN	Suzuki 750 - Highway Barrier Solutions	1:50.142	5.308	68.639	3	3
13	OPEN	35	TREVOR FERGUSON	Triumph 675	1:50.814	5.980	68.222	3	3
14	OPEN	52	Andrew BROWN	Aprilia - Freeway Lift Services	1:51.252	6.418	67.954	3	3
15	OPEN	6	William DUNLOP	Suzuki - Raymond Lilley Electrical	1:51.842	7.008	67.595	2	3
16	OPEN	10	Ivan LINTIN	Suzuki - JML / McKinstry	1:52.702	7.868	67.080	3	3
17	OPEN	51	Paul LENNON	Yamaha	1:52.703	7.869	67.079	3	3
18	OPEN	31	Eric WILSON	Yamaha	1:58.629	13.795	63.728	3	3
19	OPEN	161	Robert GORDON	Honda 600	2:02.484	17.650	61.722	3	3
20	OPEN	71	Davy MORGAN	Honda - CSC Branson Racing	32:56.261	31:11.427	3.825	1	1

Qualifying Classification

These Results are provisional and are subject to ratification by the Stewards of the Meeting.

Track	Orritor	Signed		Organising Club	Cookstown & District MCC
Length(miles)	2.1000		Chief Timekeeper	Qualifying Started	18:11:20.127
Weather	Raining	Issued At:	18:55:55		
Track	Wet				





OPEN
Group B Qualifying
Friday, 25 April 2008
DETAILED RESULT

Qualifying Classification

Position

1 24 Keith AMOR

OPEN Behind 3.632
 Best Time **1:44.834** Best Speed **72.114** On 3 Gp a

Lap	Elapsed Time	Lap Time	Lap Speed
1	32:41.379	32:41.379	3.854
2	34:26.943	1:45.564	71.615
3	36:11.777	1:44.834	72.114

2 23 Andrew BRADY

OPEN Behind 1.084
 Best Time **1:45.918** Best Speed **71.376** On 3 Gp a

Lap	Elapsed Time	Lap Time	Lap Speed
1	32:25.935	32:25.935	3.885
2	34:12.624	1:46.689	70.860
3	35:58.542	1:45.918	71.376

3 66 Mark BUCKLEY

OPEN Behind 1.793
 Best Time **1:46.627** Best Speed **70.901** On 3 Gp a

Lap	Elapsed Time	Lap Time	Lap Speed
1	32:30.823	32:30.823	3.875
2	34:19.547	1:48.724	69.534
3	36:06.174	1:46.627	70.901

4 30 Wayne KENNEDY

OPEN Behind 2.034
 Best Time **1:46.868** Best Speed **70.741** On 3 Gp a

Lap	Elapsed Time	Lap Time	Lap Speed
1	32:13.497	32:13.497	3.910
2	34:01.189	1:47.692	70.200
3	35:48.057	1:46.868	70.741

5 9 Wayne KIRWAN

OPEN Behind 3.079
 Best Time **1:47.913** Best Speed **70.056** On 2 Gp a

Lap	Elapsed Time	Lap Time	Lap Speed
1	32:41.886	32:41.886	3.853
2	34:29.799	1:47.913	70.056
3	36:18.194	1:48.395	69.745

Qualifying Classification

Position

6 93 Paul CRANSTON

OPEN Behind 3.632
 Best Time **1:48.466** Best Speed **69.699** On 3 Gp a

Lap	Elapsed Time	Lap Time	Lap Speed
1	32:33.231	32:33.231	3.871
2	34:22.097	1:48.866	69.443
3	36:10.563	1:48.466	69.699

7 5 Noel HUDSON

OPEN Behind 4.012
 Best Time **1:48.846** Best Speed **69.456** On 3 Gp a

Lap	Elapsed Time	Lap Time	Lap Speed
1	32:19.321	32:19.321	3.898
2	34:09.544	1:50.223	68.588
3	35:58.390	1:48.846	69.456

8 44 Craig GIBSON

OPEN Behind 4.608
 Best Time **1:49.442** Best Speed **69.078** On 3 Gp a

Lap	Elapsed Time	Lap Time	Lap Speed
1	32:24.767	32:24.767	3.887
2	34:16.318	1:51.551	67.772
3	36:05.760	1:49.442	69.078

9 14 Carl RENNIE

OPEN Behind 4.702
 Best Time **1:49.536** Best Speed **69.018** On 3 Gp a

Lap	Elapsed Time	Lap Time	Lap Speed
1	32:51.364	32:51.364	3.835
2	34:41.836	1:50.472	68.434
3	36:31.372	1:49.536	69.018

10 85 Philip SHANNON

OPEN Behind 4.919
 Best Time **1:49.753** Best Speed **68.882** On 3 Gp a

Lap	Elapsed Time	Lap Time	Lap Speed
1	32:20.042	32:20.042	3.897
2	34:10.924	1:50.882	68.181
3	36:00.677	1:49.753	68.882





OPEN
Group B Qualifying
Friday, 25 April 2008
DETAILED RESULT

Qualifying Classification

Position

11 **76 Andrew NEILL**

OPEN Behind **5.289**
 Best Time **1:50.123** Best Speed **68.651** On **3** Gp **a**

Lap	Elapsed Time	Lap Time	Lap Speed
1	32:19.719	32:19.719	3.897
2	34:11.457	1:51.738	67.658
3	36:01.580	1:50.123	68.651

12 **27 James McCANN**

OPEN Behind **5.308**
 Best Time **1:50.142** Best Speed **68.639** On **3** Gp **a**

Lap	Elapsed Time	Lap Time	Lap Speed
1	32:24.236	32:24.236	3.888
2	34:15.174	1:50.938	68.146
3	36:05.316	1:50.142	68.639

13 **35 TREVOR FERGUSON**

OPEN Behind **5.980**
 Best Time **1:50.814** Best Speed **68.222** On **3** Gp **a**

Lap	Elapsed Time	Lap Time	Lap Speed
1	32:50.346	32:50.346	3.837
2	34:43.386	1:53.040	66.879
3	36:34.200	1:50.814	68.222

14 **52 Andrew BROWN**

OPEN Behind **6.418**
 Best Time **1:51.252** Best Speed **67.954** On **3** Gp **a**

Lap	Elapsed Time	Lap Time	Lap Speed
1	32:47.180	32:47.180	3.843
2	34:39.171	1:51.991	67.505
3	36:30.423	1:51.252	67.954

15 **6 William DUNLOP**

OPEN Behind **7.008**
 Best Time **1:51.842** Best Speed **67.595** On **2** Gp **a**

Lap	Elapsed Time	Lap Time	Lap Speed
1	32:46.993	32:46.993	3.843
2	34:38.835	1:51.842	67.595
3	36:44.011	2:05.176	60.395

Qualifying Classification

Position

16 **10 Ivan LINTIN**

OPEN Behind **7.868**
 Best Time **1:52.702** Best Speed **67.080** On **3** Gp **a**

Lap	Elapsed Time	Lap Time	Lap Speed
1	32:55.583	32:55.583	3.827
2	34:52.253	1:56.670	64.798
3	36:44.955	1:52.702	67.080

17 **51 Paul LENNON**

OPEN Behind **7.869**
 Best Time **1:52.703** Best Speed **67.079** On **3** Gp **a**

Lap	Elapsed Time	Lap Time	Lap Speed
1	32:58.696	32:58.696	3.821
2	34:52.469	1:53.773	66.448
3	36:45.172	1:52.703	67.079

18 **31 Eric WILSON**

OPEN Behind **13.795**
 Best Time **1:58.629** Best Speed **63.728** On **3** Gp **a**

Lap	Elapsed Time	Lap Time	Lap Speed
1	32:37.235	32:37.235	3.863
2	34:36.773	1:59.538	63.243
3	36:35.402	1:58.629	63.728

19 **161 Robert GORDON**

OPEN Behind **17.650**
 Best Time **2:02.484** Best Speed **61.722** On **3** Gp **a**

Lap	Elapsed Time	Lap Time	Lap Speed
1	32:50.882	32:50.882	3.836
2	34:54.556	2:03.674	61.128
3	36:57.040	2:02.484	61.722

20 **71 Davy MORGAN**

OPEN Behind **31:11.427**
 Best Time **32:56.261** Best Speed **3.825** On **1** Gp **a**

Lap	Elapsed Time	Lap Time	Lap Speed
1	32:56.261	32:56.261	3.825






OPEN
Group C Qualifying
Friday, 25 April 2008

Pos	Class	No	Name	Machine / Sponsor	----- Time	Best Lap Behind	Speed	----- On	Total Laps
1	OPEN	169	Gary JOHNSON	Honda - Robinson Concrete/Uel Duncan	1:41.208		74.698	3	4
2	OPEN	77	Ryan FARQUHAR	Kawasaki - McAdoo Kawasaki Racing	1:41.764	0.556	74.290	3	3
3	OPEN	7	Adrian McFARLAND	Suzuki - Team Hardship Racing	1:42.464	1.256	73.782	3	4
4	OPEN	99	Andrew COURTNEY	Yamaha - Team Hardship Racing	1:43.387	2.179	73.123	3	4
5	OPEN	11	Rob FROST	Yamaha - CD Racing	1:45.653	4.445	71.555	3	4
6	OPEN	28	Paul GARTLAND	Suzuki	1:46.336	5.128	71.095	3	4
7	OPEN	39	James REDPATH	Suzuki - JK	1:46.885	5.677	70.730	3	4
8	OPEN	3	Michael DUNLOP	Yamaha	1:47.913	6.705	70.056	3	3
9	OPEN	16	John BURROWS	Honda - HM Sports Motorhomes	1:48.187	6.979	69.879	3	3
10	OPEN	56	Tony CZYZEWSKI	Suzuki	1:49.056	7.848	69.322	3	4
11	OPEN	57	Ian MORRELL	Honda 250 - Hughes & Stewart Contractor	1:49.404	8.196	69.102	3	4
12	OPEN	149	Kevn STROWGER	TSR Honda 250 - Dave Sandland	1:51.655	10.447	67.709	2	4
13	OPEN	92	Keith STEWART	Kawasaki - VRS Racing	1:52.971	11.763	66.920	3	3
14	OPEN	64	Stephen McKNIGHT	Kawasaki - Anglo Irish Racing	1:53.697	12.489	66.493	3	3
15	OPEN	19	Coyles WRIGHT	Kawasaki	1:55.295	14.087	65.571	3	3
16	OPEN	50	James BRESLIN	Kawasaki	1:55.403	14.195	65.510	3	4
17	OPEN	115	Roger MAHER	Yamaha - Back Racing/Specials Ireland	1:56.335	15.127	64.985	3	3
18	OPEN	73	Derek COSTELLO	Yamaha 600	2:00.021	18.813	62.989	3	3
19	OPEN	80	Phill ARCHER	Triumph 675	2:05.571	24.363	60.205	3	3
20	OPEN	36	Phil HARVEY	Honda 250 - Milton House Transport	2:09.199	27.991	58.514	2	2
21	OPEN	191	Jack WILLIAMSON	Suzuki 750 - Maineside Racing	2:32.254	51.046	49.654	1	1

Qualifying Classification

These Results are provisional and are subject to ratification by the Stewards of the Meeting.

Track	Orritor	Signed		Organising Club	Cookstown & District MCC
Length(miles)	2.1000		Chief Timekeeper	Qualifying Started	18:55:15.295
Weather	Raining	Issued At:	19:04:32		
Track	Wet				





OPEN

Group C Qualifying

Friday, 25 April 2008

DETAILED RESULT

Qualifying Classification

Position

1 169 Gary JOHNSON

OPEN Behind

Best Time **1:41.208** Best Speed **74.698** On **3** Gp **a**

Lap	Elapsed Time	Lap Time	Lap Speed
1	2:45.935	2:45.935	45.560
2	4:30.703	1:44.768	72.159
3	6:11.911	1:41.208	74.698
4	8:23.696	2:11.785	57.366

2 77 Ryan FARQUHAR

OPEN Behind **0.556**

Best Time **1:41.764** Best Speed **74.290** On **3** Gp **a**

Lap	Elapsed Time	Lap Time	Lap Speed
1	2:23.909	2:23.909	52.533
2	4:08.195	1:44.286	72.493
3	5:49.959	1:41.764	74.290

3 7 Adrian McFARLAND

OPEN Behind **1.256**

Best Time **1:42.464** Best Speed **73.782** On **3** Gp **a**

Lap	Elapsed Time	Lap Time	Lap Speed
1	2:05.286	2:05.286	60.342
2	3:49.067	1:43.781	72.846
3	5:31.531	1:42.464	73.782
4	7:35.190	2:03.659	61.136

4 99 Andrew COURTNEY

OPEN Behind **2.179**

Best Time **1:43.387** Best Speed **73.123** On **3** Gp **a**

Lap	Elapsed Time	Lap Time	Lap Speed
1	2:06.138	2:06.138	59.934
2	3:52.186	1:46.048	71.288
3	5:35.573	1:43.387	73.123
4	7:37.711	2:02.138	61.897

5 11 Rob FROST

OPEN Behind **4.445**

Best Time **1:45.653** Best Speed **71.555** On **3** Gp **a**

Lap	Elapsed Time	Lap Time	Lap Speed
1	2:49.644	2:49.644	44.564
2	4:38.507	1:48.863	69.445
3	6:24.160	1:45.653	71.555
4	8:21.632	1:57.472	64.356

Qualifying Classification

Position

6 28 Paul GARTLAND

OPEN Behind **5.128**

Best Time **1:46.336** Best Speed **71.095** On **3** Gp **a**

Lap	Elapsed Time	Lap Time	Lap Speed
1	2:05.830	2:05.830	60.081
2	3:54.727	1:48.897	69.423
3	5:41.063	1:46.336	71.095
4	7:52.371	2:11.308	57.575

7 39 James REDPATH

OPEN Behind **5.677**

Best Time **1:46.885** Best Speed **70.730** On **3** Gp **a**

Lap	Elapsed Time	Lap Time	Lap Speed
1	2:10.720	2:10.720	57.834
2	4:00.179	1:49.459	69.067
3	5:47.064	1:46.885	70.730
4	7:56.600	2:09.536	58.362

8 3 Michael DUNLOP

OPEN Behind **6.705**

Best Time **1:47.913** Best Speed **70.056** On **3** Gp **a**

Lap	Elapsed Time	Lap Time	Lap Speed
1	3:20.704	3:20.704	37.667
2	5:12.824	1:52.120	67.428
3	7:00.737	1:47.913	70.056

9 16 John BURROWS

OPEN Behind **6.979**

Best Time **1:48.187** Best Speed **69.879** On **3** Gp **a**

Lap	Elapsed Time	Lap Time	Lap Speed
1	2:26.428	2:26.428	51.629
2	4:15.634	1:49.206	69.227
3	6:03.821	1:48.187	69.879

10 56 Tony CZYZEWSKI

OPEN Behind **7.848**

Best Time **1:49.056** Best Speed **69.322** On **3** Gp **a**

Lap	Elapsed Time	Lap Time	Lap Speed
1	2:23.677	2:23.677	52.618
2	4:14.533	1:50.856	68.197
3	6:03.589	1:49.056	69.322
4	8:15.282	2:11.693	57.406



OPEN
Group C Qualifying
Friday, 25 April 2008
DETAILED RESULT

Qualifying Classification

Position

11 57 Ian MORRELL

OPEN Behind 8.196

Best Time 1:49.404 Best Speed 69.102 On 3 Gp a

Lap	Elapsed Time	Lap Time	Lap Speed
1	2:25.427	2:25.427	51.985
2	4:16.729	1:51.302	67.923
3	6:06.133	1:49.404	69.102
4	8:17.619	2:11.486	57.497

12 149 Kevn STROWGER

OPEN Behind 10.447

Best Time 1:51.655 Best Speed 67.709 On 2 Gp a

Lap	Elapsed Time	Lap Time	Lap Speed
1	2:41.811	2:41.811	46.721
2	4:33.466	1:51.655	67.709
3	6:28.268	1:54.802	65.853
4	8:47.226	2:18.958	54.405

13 92 Keith STEWART

OPEN Behind 11.763

Best Time 1:52.971 Best Speed 66.920 On 3 Gp a

Lap	Elapsed Time	Lap Time	Lap Speed
1	2:49.334	2:49.334	44.645
2	4:45.102	1:55.768	65.303
3	6:38.073	1:52.971	66.920

14 64 Stephen McKNIGHT

OPEN Behind 12.489

Best Time 1:53.697 Best Speed 66.493 On 3 Gp a

Lap	Elapsed Time	Lap Time	Lap Speed
1	3:02.052	3:02.052	41.527
2	5:00.929	1:58.877	63.595
3	6:54.626	1:53.697	66.493

15 19 Coyles WRIGHT

OPEN Behind 14.087

Best Time 1:55.295 Best Speed 65.571 On 3 Gp a

Lap	Elapsed Time	Lap Time	Lap Speed
1	3:10.943	3:10.943	39.593
2	5:10.405	1:59.462	63.284
3	7:05.700	1:55.295	65.571

Qualifying Classification

Position

16 50 James BRESLIN

OPEN Behind 14.195

Best Time 1:55.403 Best Speed 65.510 On 3 Gp a

Lap	Elapsed Time	Lap Time	Lap Speed
1	2:34.324	2:34.324	48.988
2	4:32.519	1:58.195	63.962
3	6:27.922	1:55.403	65.510
4	8:43.462	2:15.540	55.777

17 115 Roger MAHER

OPEN Behind 15.127

Best Time 1:56.335 Best Speed 64.985 On 3 Gp a

Lap	Elapsed Time	Lap Time	Lap Speed
1	2:47.514	2:47.514	45.131
2	4:45.783	1:58.269	63.922
3	6:42.118	1:56.335	64.985

18 73 Derek COSTELLO

OPEN Behind 18.813

Best Time 2:00.021 Best Speed 62.989 On 3 Gp a

Lap	Elapsed Time	Lap Time	Lap Speed
1	2:49.092	2:49.092	44.709
2	4:50.993	2:01.901	62.018
3	6:51.014	2:00.021	62.989

19 80 Phill ARCHER

OPEN Behind 24.363

Best Time 2:05.571 Best Speed 60.205 On 3 Gp a

Lap	Elapsed Time	Lap Time	Lap Speed
1	2:33.735	2:33.735	49.176
2	4:39.472	2:05.737	60.126
3	6:45.043	2:05.571	60.205

20 36 Phil HARVEY

OPEN Behind 27.991

Best Time 2:09.199 Best Speed 58.514 On 2 Gp a

Lap	Elapsed Time	Lap Time	Lap Speed
1	3:13.577	3:13.577	39.054
2	5:22.776	2:09.199	58.514





OPEN
Group C Qualifying
Friday, 25 April 2008
DETAILED RESULT

Qualifying Classification

Position

21 191 Jack WILLIAMSON

OPEN Behind 51.046

Best Time 2:32.254 Best Speed 49.654 On 1 Gp a

Lap	Elapsed Time	Lap Time	Lap Speed
1	2:32.254	2:32.254	49.654



THE ROYAL HOTEL & BRAESIDE COOKSTOWN 100

OPEN Orritor 2.100 Miles
R9: Dream Overseas Properties Race B 26/04/2008 14:30
 Race (6 Laps)

11	<hr style="border: 0; border-top: 1px solid black; margin-bottom: 5px;"/> 6 <small>31</small>	<hr style="border: 0; border-top: 1px solid black; margin-bottom: 5px;"/> 37 <small>32</small>	<hr style="border: 0; border-top: 1px solid black; margin-bottom: 5px;"/> 19 <small>30</small>	C
10	<hr style="border: 0; border-top: 1px solid black; margin-bottom: 5px;"/> 52 <small>28</small>	<hr style="border: 0; border-top: 1px solid black; margin-bottom: 5px;"/> 12 <small>29</small>	<hr style="border: 0; border-top: 1px solid black; margin-bottom: 5px;"/> 64 <small>27</small>	
9	<hr style="border: 0; border-top: 1px solid black; margin-bottom: 5px;"/> 35 <small>25</small>	<hr style="border: 0; border-top: 1px solid black; margin-bottom: 5px;"/> 26 <small>26</small>		
8	<hr style="border: 0; border-top: 1px solid black; margin-bottom: 5px;"/> <small>22</small>	<hr style="border: 0; border-top: 1px solid black; margin-bottom: 5px;"/> <small>23</small>	<hr style="border: 0; border-top: 1px solid black; margin-bottom: 5px;"/> <small>24</small>	
7	<hr style="border: 0; border-top: 1px solid black; margin-bottom: 5px;"/> 92 <small>19</small>	<hr style="border: 0; border-top: 1px solid black; margin-bottom: 5px;"/> <small>20</small>	<hr style="border: 0; border-top: 1px solid black; margin-bottom: 5px;"/> <small>21</small>	
6	<hr style="border: 0; border-top: 1px solid black; margin-bottom: 5px;"/> 149 <small>16</small>	<hr style="border: 0; border-top: 1px solid black; margin-bottom: 5px;"/> 27 <small>17</small>	<hr style="border: 0; border-top: 1px solid black; margin-bottom: 5px;"/> 69 <small>18</small>	B
5	<hr style="border: 0; border-top: 1px solid black; margin-bottom: 5px;"/> 57 <small>13</small>	<hr style="border: 0; border-top: 1px solid black; margin-bottom: 5px;"/> 76 <small>14</small>	<hr style="border: 0; border-top: 1px solid black; margin-bottom: 5px;"/> 22 <small>15</small>	
4	<hr style="border: 0; border-top: 1px solid black; margin-bottom: 5px;"/> <small>10</small>	<hr style="border: 0; border-top: 1px solid black; margin-bottom: 5px;"/> <small>11</small>	<hr style="border: 0; border-top: 1px solid black; margin-bottom: 5px;"/> <small>12</small>	
3	<hr style="border: 0; border-top: 1px solid black; margin-bottom: 5px;"/> 29 <small>7</small>	<hr style="border: 0; border-top: 1px solid black; margin-bottom: 5px;"/> <small>8</small>	<hr style="border: 0; border-top: 1px solid black; margin-bottom: 5px;"/> <small>9</small>	
2	<hr style="border: 0; border-top: 1px solid black; margin-bottom: 5px;"/> 1 <small>4</small>	<hr style="border: 0; border-top: 1px solid black; margin-bottom: 5px;"/> 56 <small>5</small>	<hr style="border: 0; border-top: 1px solid black; margin-bottom: 5px;"/> 85 <small>6</small>	A
1	<hr style="border: 0; border-top: 1px solid black; margin-bottom: 5px;"/> 79 <small>1</small>	<hr style="border: 0; border-top: 1px solid black; margin-bottom: 5px;"/> 16 <small>2</small>	<hr style="border: 0; border-top: 1px solid black; margin-bottom: 5px;"/> 14 <small>3</small>	



THE ROYAL HOTEL & BRAESIDE COOKSTOWN 100

OPEN Orritor 2.100 Miles
 R15: S.P.Harkness Construction Cookstown 100 Race B 26/04/2008 17:30
 Race (6 Laps)

11	50 <hr style="width: 80%; margin: 0 auto;"/> <small>31</small>	51 <hr style="width: 80%; margin: 0 auto;"/> <small>32</small>	6 <hr style="width: 80%; margin: 0 auto;"/> <small>30</small>	C
10	12 <hr style="width: 80%; margin: 0 auto;"/> <small>28</small>	19 <hr style="width: 80%; margin: 0 auto;"/> <small>29</small>	52 <hr style="width: 80%; margin: 0 auto;"/> <small>27</small>	
9	35 <hr style="width: 80%; margin: 0 auto;"/> <small>25</small>	64 <hr style="width: 80%; margin: 0 auto;"/> <small>26</small>		
8	<small>22</small>	<small>23</small>	<small>24</small>	
7	92 <hr style="width: 80%; margin: 0 auto;"/> <small>19</small>	<small>20</small>	<small>21</small>	
6	22 <hr style="width: 80%; margin: 0 auto;"/> <small>16</small>	27 <hr style="width: 80%; margin: 0 auto;"/> <small>17</small>	69 <hr style="width: 80%; margin: 0 auto;"/> <small>18</small>	B
5	85 <hr style="width: 80%; margin: 0 auto;"/> <small>13</small>	29 <hr style="width: 80%; margin: 0 auto;"/> <small>14</small>	76 <hr style="width: 80%; margin: 0 auto;"/> <small>15</small>	
4	<small>10</small>	<small>11</small>	<small>12</small>	
3	56 <hr style="width: 80%; margin: 0 auto;"/> <small>7</small>	<small>8</small>	<small>9</small>	
2	16 <hr style="width: 80%; margin: 0 auto;"/> <small>4</small>	14 <hr style="width: 80%; margin: 0 auto;"/> <small>5</small>	1 <hr style="width: 80%; margin: 0 auto;"/> <small>6</small>	A
1	3 <hr style="width: 80%; margin: 0 auto;"/> <small>1</small>	44 <hr style="width: 80%; margin: 0 auto;"/> <small>2</small>	79 <hr style="width: 80%; margin: 0 auto;"/> <small>3</small>	



THE ROYAL HOTEL & BRAESIDE COOKSTOWN 100



OPEN

Race 10 - Dream Overseas Properties Open B


Saturday, 26 April 2008

Pos	Class	No	Name	Machine / Sponsor	Gp	Laps	Total Time	Behind	Speed	-----Best Lap-----		
										Time	Speed	On
Race Classification												
1	OPEN	6	William DUNLOP	Suzuki - Raymond Lilley Electrical	c	6	9:01.460		83.774	1:27.608	86.293	3
2	OPEN	14	Carl RENNIE	Suzuki - PRF Racing	a	6	9:07.229	5.769	82.890	1:28.987	84.956	6
3	OPEN	76	Andrew NEILL	Yamaha 600 - Moira MRC	b	6	9:13.811	12.351	81.905	1:30.396	83.632	5
4	OPEN	35	Trevor FERGUSON	Suzuki	c	6	9:18.151	16.691	81.268	1:30.944	83.128	3
5	OPEN	69	Peter NEWELL	Suzuki	b	6	9:19.730	18.270	81.039	1:31.856	82.303	4
6	OPEN	79	Scott WILSON	Suzuki - PRF Racing	a	6	9:23.365	21.905	80.516	1:32.847	81.424	6
7	OPEN	1	Darren BURNS	Kawasaki - C4 / BT80 Supporters Club	a	6	9:23.553	22.093	80.489	1:31.753	82.395	5
8	OPEN	27	James McCANN	Suzuki 750 - Highway Barrier Solutions	b	6	9:24.500	23.040	80.354	1:32.369	81.846	5
9	OPEN	57	Ian MORRELL	Honda 250 - Hughes & Stewart Contractor	b	6	9:28.128	26.668	79.841	1:33.415	80.929	5
10	OPEN	4	Barry DAVIDSON	Honda 600 - Maine Road Racing	a	6	9:28.677	27.217	79.764	1:32.694	81.559	6
11	OPEN	29	Ryan McCAY	Suzuki 600 - PRF Racing	a	6	9:30.617	29.157	79.493	1:32.963	81.323	5
12	OPEN	56	Tony CZYZEWSKI	Suzuki	a	6	9:33.905	32.445	79.037	1:33.729	80.658	6
13	OPEN	52	Andrew BROWN	Aprilia - Freeway Lift Services	c	6	9:37.384	35.924	78.561	1:33.509	80.848	6
14	OPEN	26	Dennis BOOTH	Yamaha 600	c	6	9:37.702	36.242	78.518	1:34.105	80.336	3
15	OPEN	12	Stuart BAINBOROUGH	Honda	c	6	9:43.323	41.863	77.761	1:34.558	79.951	6
16	OPEN	19	Coyles WRIGHT	Kawasaki	c	6	9:44.791	43.331	77.566	1:35.194	79.417	6
17	OPEN	37	Adrian TEASDALE	Suzuki 600	c	6	9:47.297	45.837	77.235	1:35.413	79.234	6
18	OPEN	85	Phillip SHANNON	Honda 600	a	6	9:47.576	46.116	77.199	1:35.547	79.123	2
19	OPEN	149	Kevn STROWGER	TSR Honda 250 - Dave Sandland	b	6	9:57.148	55.688	75.961	1:36.337	78.475	2
20	OPEN	92	Keith STEWART	Kawasaki - VRS Racing	b	6	10:06.543	1:05.083	74.784	1:38.070	77.088	3

Fastest Lap

OPEN	6	William DUNLOP	Suzuki - Raymond Lilley Electrical	c						1:27.608	86.293	3
------	---	----------------	------------------------------------	---	--	--	--	--	--	----------	--------	---

These Results are provisional and are subject to ratification by the Stewards of the Meeting.

Track	Orritor	Signed		Organising Club	Cookstown & District MCC
Length(miles)	2.1000		Chief Timekeeper	Warmup Started	
Weather	Cloudy	Issued At:	16:04:17	Race Started	15:49:59.690
Track	Dry			Gp Time Diff - b	9.911 / c 22.648



OPEN

Race 10 - Dream Overseas Properties Open B

Saturday, 26 April 2008

DETAILED RESULT

Race Classification

1 6 William DUNLOP

Total Time **9:01.460** Avg Speed **83.774** Behind
Best Time **1:27.608** Best Speed **86.293** On **3** Gp **c**

Lap	Elapsed Time	Lap Time	Lap Speed
1	1:38.102	1:38.102	77.063
2	3:08.121	1:30.019	83.982
3	4:35.729	1:27.608	86.293
4	6:04.074	1:28.345	85.574
5	7:33.656	1:29.582	84.392
6	9:01.460	1:27.804	86.101

2 14 Carl RENNIE

Total Time **9:07.229** Avg Speed **82.890** Behind **5.769**
Best Time **1:28.987** Best Speed **84.956** On **6** Gp **a**

Lap	Elapsed Time	Lap Time	Lap Speed
1	1:39.223	1:39.223	76.192
2	3:10.320	1:31.097	82.988
3	4:39.457	1:29.137	84.813
4	6:09.128	1:29.671	84.308
5	7:38.242	1:29.114	84.835
6	9:07.229	1:28.987	84.956

3 76 Andrew NEILL

Total Time **9:13.811** Avg Speed **81.905** Behind **12.351**
Best Time **1:30.396** Best Speed **83.632** On **5** Gp **b**

Lap	Elapsed Time	Lap Time	Lap Speed
1	1:37.096	1:37.096	77.861
2	3:08.886	1:31.790	82.362
3	4:40.391	1:31.505	82.618
4	6:12.482	1:32.091	82.093
5	7:42.878	1:30.396	83.632
6	9:13.811	1:30.933	83.138

4 35 Trevor FERGUSON

Total Time **9:18.151** Avg Speed **81.268** Behind **16.691**
Best Time **1:30.944** Best Speed **83.128** On **3** Gp **c**

Lap	Elapsed Time	Lap Time	Lap Speed
1	1:37.843	1:37.843	77.267
2	3:09.402	1:31.559	82.570
3	4:40.346	1:30.944	83.128
4	6:12.132	1:31.786	82.366
5	7:46.478	1:34.346	80.131
6	9:18.151	1:31.673	82.467

Race Classification

5 69 Peter NEWELL

Total Time **9:19.730** Avg Speed **81.039** Behind **18.270**
Best Time **1:31.856** Best Speed **82.303** On **4** Gp **b**

Lap	Elapsed Time	Lap Time	Lap Speed
1	1:36.600	1:36.600	78.261
2	3:08.721	1:32.121	82.066
3	4:43.074	1:34.353	80.125
4	6:14.930	1:31.856	82.303
5	7:47.112	1:32.182	82.012
6	9:19.730	1:32.618	81.626

6 79 Scott WILSON

Total Time **9:23.365** Avg Speed **80.516** Behind **21.905**
Best Time **1:32.847** Best Speed **81.424** On **6** Gp **a**

Lap	Elapsed Time	Lap Time	Lap Speed
1	1:37.751	1:37.751	77.339
2	3:10.677	1:32.926	81.355
3	4:44.063	1:33.386	80.954
4	6:17.075	1:33.012	81.280
5	7:50.518	1:33.443	80.905
6	9:23.365	1:32.847	81.424

7 1 Darren BURNS

Total Time **9:23.553** Avg Speed **80.489** Behind **22.093**
Best Time **1:31.753** Best Speed **82.395** On **5** Gp **a**


Lap	Elapsed Time	Lap Time	Lap Speed
1	1:40.307	1:40.307	75.369
2	3:14.319	1:34.012	80.415
3	4:46.610	1:32.291	81.915
4	6:19.363	1:32.753	81.507
5	7:51.116	1:31.753	82.395
6	9:23.553	1:32.437	81.785

8 27 James McCANN

Total Time **9:24.500** Avg Speed **80.354** Behind **23.040**
Best Time **1:32.369** Best Speed **81.846** On **5** Gp **b**

Lap	Elapsed Time	Lap Time	Lap Speed
1	1:38.864	1:38.864	76.469
2	3:12.217	1:33.353	80.983
3	4:45.565	1:33.348	80.987
4	6:18.655	1:33.090	81.212
5	7:51.024	1:32.369	81.846
6	9:24.500	1:33.476	80.876





OPEN

Race 10 - Dream Overseas Properties Open B

Saturday, 26 April 2008

DETAILED RESULT

Race Classification

9 **57 Ian MORRELL**
 Total Time **9:28.128** Avg Speed **79.841** Behind **26.668**
 Best Time **1:33.415** Best Speed **80.929** On **5** Gp **b**

Lap	Elapsed Time	Lap Time	Lap Speed
1	1:39.297	1:39.297	76.135
2	3:12.729	1:33.432	80.914
3	4:46.203	1:33.474	80.878
4	6:21.275	1:35.072	79.519
5	7:54.690	1:33.415	80.929
6	9:28.128	1:33.438	80.909

10 **4 Barry DAVIDSON**
 Total Time **9:28.677** Avg Speed **79.764** Behind **27.217**
 Best Time **1:32.694** Best Speed **81.559** On **6** Gp **a**

Lap	Elapsed Time	Lap Time	Lap Speed
1	1:39.967	1:39.967	75.625
2	3:15.304	1:35.337	79.298
3	4:49.459	1:34.155	80.293
4	6:23.124	1:33.665	80.713
5	7:55.983	1:32.859	81.414
6	9:28.677	1:32.694	81.559

11 **29 Ryan McCAY**
 Total Time **9:30.617** Avg Speed **79.493** Behind **29.157**
 Best Time **1:32.963** Best Speed **81.323** On **5** Gp **a**

Lap	Elapsed Time	Lap Time	Lap Speed
1	1:41.538	1:41.538	74.455
2	3:15.907	1:34.369	80.111
3	4:49.866	1:33.959	80.461
4	6:22.837	1:32.971	81.316
5	7:55.800	1:32.963	81.323
6	9:30.617	1:34.817	79.733

12 **56 Tony CZYZEWSKI**
 Total Time **9:33.905** Avg Speed **79.037** Behind **32.445**
 Best Time **1:33.729** Best Speed **80.658** On **6** Gp **a**

Lap	Elapsed Time	Lap Time	Lap Speed
1	1:39.831	1:39.831	75.728
2	3:15.193	1:35.362	79.277
3	4:49.355	1:34.162	80.287
4	6:26.158	1:36.803	78.097
5	8:00.176	1:34.018	80.410
6	9:33.905	1:33.729	80.658

Race Classification

13 **52 Andrew BROWN**
 Total Time **9:37.384** Avg Speed **78.561** Behind **35.924**
 Best Time **1:33.509** Best Speed **80.848** On **6** Gp **c**

Lap	Elapsed Time	Lap Time	Lap Speed
1	1:42.137	1:42.137	74.018
2	3:16.241	1:34.104	80.337
3	4:50.214	1:33.973	80.449
4	6:27.320	1:37.106	77.853
5	8:03.875	1:36.555	78.297
6	9:37.384	1:33.509	80.848

14 **26 Dennis BOOTH**
 Total Time **9:37.702** Avg Speed **78.518** Behind **36.242**
 Best Time **1:34.105** Best Speed **80.336** On **3** Gp **c**

Lap	Elapsed Time	Lap Time	Lap Speed
1	1:41.615	1:41.615	74.398
2	3:16.610	1:34.995	79.583
3	4:50.715	1:34.105	80.336
4	6:28.549	1:37.834	77.274
5	8:03.283	1:34.734	79.802
6	9:37.702	1:34.419	80.069

15 **12 Stuart BAINBOROUGH**
 Total Time **9:43.323** Avg Speed **77.761** Behind **41.863**
 Best Time **1:34.558** Best Speed **79.951** On **6** Gp **c**

Lap	Elapsed Time	Lap Time	Lap Speed
1	1:43.295	1:43.295	73.188
2	3:20.035	1:36.740	78.148
3	4:56.178	1:36.143	78.633
4	6:31.175	1:34.997	79.581
5	8:08.765	1:37.590	77.467
6	9:43.323	1:34.558	79.951

16 **19 Coyles WRIGHT**
 Total Time **9:44.791** Avg Speed **77.566** Behind **43.331**
 Best Time **1:35.194** Best Speed **79.417** On **6** Gp **c**

Lap	Elapsed Time	Lap Time	Lap Speed
1	1:44.929	1:44.929	72.049
2	3:21.717	1:36.788	78.109
3	4:57.377	1:35.660	79.030
4	6:32.841	1:35.464	79.192
5	8:09.597	1:36.756	78.135
6	9:44.791	1:35.194	79.417





OPEN

Race 10 - Dream Overseas Properties Open B

Saturday, 26 April 2008

DETAILED RESULT

Race Classification

17 37 Adrian TEASDALE

Total Time **9:47.297** Avg Speed **77.235** Behind **45.837**

Best Time **1:35.413** Best Speed **79.234** On **6** Gp **c**

Lap	Elapsed Time	Lap Time	Lap Speed
1	1:45.180	1:45.180	71.877
2	3:22.007	1:36.827	78.077
3	4:57.795	1:35.788	78.924
4	6:33.222	1:35.427	79.223
5	8:11.884	1:38.662	76.625
6	9:47.297	1:35.413	79.234

18 85 Philip SHANNON

Total Time **9:47.576** Avg Speed **77.199** Behind **46.116**

Best Time **1:35.547** Best Speed **79.123** On **2** Gp **a**

Lap	Elapsed Time	Lap Time	Lap Speed
1	1:42.232	1:42.232	73.949
2	3:17.779	1:35.547	79.123
3	4:54.274	1:36.495	78.346
4	6:32.229	1:37.955	77.178
5	8:11.069	1:38.840	76.487
6	9:47.576	1:36.507	78.336

19 149 Kevn STROWGER

Total Time **9:57.148** Avg Speed **75.961** Behind **55.688**

Best Time **1:36.337** Best Speed **78.475** On **2** Gp **b**

Lap	Elapsed Time	Lap Time	Lap Speed
1	1:44.157	1:44.157	72.583
2	3:20.494	1:36.337	78.475
3	4:58.662	1:38.168	77.011
4	6:38.410	1:39.748	75.791
5	8:18.143	1:39.733	75.802
6	9:57.148	1:39.005	76.360

20 92 Keith STEWART


Total Time **10:06.543** Avg Speed **74.784** Behind **1:05.083**

Best Time **1:38.070** Best Speed **77.088** On **3** Gp **b**

Lap	Elapsed Time	Lap Time	Lap Speed
1	1:44.384	1:44.384	72.425
2	3:24.749	1:40.365	75.325
3	5:02.819	1:38.070	77.088
4	6:42.394	1:39.575	75.923
5	8:24.475	1:42.081	74.059
6	10:06.543	1:42.068	74.068



THE ROYAL HOTEL & BRAESIDE COOKSTOWN 100



OPEN

Race 10 - Dream Overseas Properties Open B

LAP CHART

1					3					5				
No	Name	G	Elapsed Time	Lap Time	No	Name	G	Elapsed Time	Lap Time	No	Name	G	Elapsed Time	Lap Time
69	Peter NEWELL	b	1:36.600	1:36.600	6	William DUNLOP	c	4:35.729	1:27.608	6	William DUNLOP	c	7:33.656	1:29.582
76	Andrew NEILL	b	1:37.096	1:37.096	14	Carl RENNIE	a	4:39.457	1:29.137	14	Carl RENNIE	a	7:38.242	1:29.114
79	Scott WILSON	a	1:37.751	1:37.751	35	Trevor FERGUSON	c	4:40.346	1:30.944	76	Andrew NEILL	b	7:42.878	1:30.396
35	Trevor FERGUSON	c	1:37.843	1:37.843	76	Andrew NEILL	b	4:40.391	1:31.505	35	Trevor FERGUSON	c	7:46.478	1:34.346
6	William DUNLOP	c	1:38.102	1:38.102	69	Peter NEWELL	b	4:43.074	1:34.353	69	Peter NEWELL	b	7:47.112	1:32.182
27	James McCANN	b	1:38.864	1:38.864	79	Scott WILSON	a	4:44.063	1:33.386	79	Scott WILSON	a	7:50.518	1:33.443
14	Carl RENNIE	a	1:39.223	1:39.223	27	James McCANN	b	4:45.565	1:33.348	27	James McCANN	b	7:51.024	1:32.369
57	Ian MORRELL	b	1:39.297	1:39.297	57	Ian MORRELL	b	4:46.203	1:33.474	1	Darren BURNS	a	7:51.116	1:31.753
56	Tony CZYZEWSKI	a	1:39.831	1:39.831	1	Darren BURNS	a	4:46.610	1:32.291	57	Ian MORRELL	b	7:54.690	1:33.415
4	Barry DAVIDSON	a	1:39.967	1:39.967	56	Tony CZYZEWSKI	a	4:49.355	1:34.162	29	Ryan McCAY	a	7:55.800	1:32.963
1	Darren BURNS	a	1:40.307	1:40.307	4	Barry DAVIDSON	a	4:49.459	1:34.155	4	Barry DAVIDSON	a	7:55.983	1:32.859
29	Ryan McCAY	a	1:41.538	1:41.538	29	Ryan McCAY	a	4:49.866	1:33.959	56	Tony CZYZEWSKI	a	8:00.176	1:34.018
26	Dennis BOOTH	c	1:41.615	1:41.615	52	Andrew BROWN	c	4:50.214	1:33.973	26	Dennis BOOTH	c	8:03.283	1:34.734
52	Andrew BROWN	c	1:42.137	1:42.137	26	Dennis BOOTH	c	4:50.715	1:34.105	52	Andrew BROWN	c	8:03.875	1:36.555
85	Philip SHANNON	a	1:42.232	1:42.232	85	Philip SHANNON	a	4:54.274	1:36.495	12	Stuart BAINBOROUGH	c	8:08.765	1:37.590
12	Stuart BAINBOROUGH	c	1:43.295	1:43.295	12	Stuart BAINBOROUGH	c	4:56.178	1:36.143	19	Coyles WRIGHT	c	8:09.597	1:36.756
149	Kevn STROWGER	b	1:44.157	1:44.157	19	Coyles WRIGHT	c	4:57.377	1:35.660	85	Philip SHANNON	a	8:11.069	1:38.840
92	Keith STEWART	b	1:44.384	1:44.384	37	Adrian TEASDALE	c	4:57.795	1:35.788	37	Adrian TEASDALE	c	8:11.884	1:38.662
19	Coyles WRIGHT	c	1:44.929	1:44.929	149	Kevn STROWGER	b	4:58.662	1:38.168	149	Kevn STROWGER	b	8:18.143	1:39.733
37	Adrian TEASDALE	c	1:45.180	1:45.180	92	Keith STEWART	b	5:02.819	1:38.070	92	Keith STEWART	b	8:24.475	1:42.081

2					4					6				
No	Name	G	Elapsed Time	Lap Time	No	Name	G	Elapsed Time	Lap Time	No	Name	G	Elapsed Time	Lap Time
6	William DUNLOP	c	3:08.121	1:30.019	6	William DUNLOP	c	6:04.074	1:28.345	6	William DUNLOP	c	9:01.460	1:27.804
69	Peter NEWELL	b	3:08.721	1:32.121	14	Carl RENNIE	a	6:09.128	1:29.671	14	Carl RENNIE	a	9:07.229	1:28.987
76	Andrew NEILL	b	3:08.886	1:31.790	35	Trevor FERGUSON	c	6:12.132	1:31.786	76	Andrew NEILL	b	9:13.811	1:30.933
35	Trevor FERGUSON	c	3:09.402	1:31.559	76	Andrew NEILL	b	6:12.482	1:32.091	35	Trevor FERGUSON	c	9:18.151	1:31.673
14	Carl RENNIE	a	3:10.320	1:31.097	69	Peter NEWELL	b	6:14.930	1:31.856	69	Peter NEWELL	b	9:19.730	1:32.618
79	Scott WILSON	a	3:10.677	1:32.926	79	Scott WILSON	a	6:17.075	1:33.012	79	Scott WILSON	a	9:23.365	1:32.847
27	James McCANN	b	3:12.217	1:33.353	27	James McCANN	b	6:18.655	1:33.090	1	Darren BURNS	a	9:23.553	1:32.437
57	Ian MORRELL	b	3:12.729	1:33.432	1	Darren BURNS	a	6:19.363	1:32.753	27	James McCANN	b	9:24.500	1:33.476
1	Darren BURNS	a	3:14.319	1:34.012	57	Ian MORRELL	b	6:21.275	1:35.072	57	Ian MORRELL	b	9:28.128	1:33.438
56	Tony CZYZEWSKI	a	3:15.193	1:35.362	29	Ryan McCAY	a	6:22.837	1:32.971	4	Barry DAVIDSON	a	9:28.677	1:32.694
4	Barry DAVIDSON	a	3:15.304	1:35.337	4	Barry DAVIDSON	a	6:23.124	1:33.665	29	Ryan McCAY	a	9:30.617	1:34.817
29	Ryan McCAY	a	3:15.907	1:34.369	56	Tony CZYZEWSKI	a	6:26.158	1:36.803	56	Tony CZYZEWSKI	a	9:33.905	1:33.729
52	Andrew BROWN	c	3:16.241	1:34.104	52	Andrew BROWN	c	6:27.320	1:37.106	52	Andrew BROWN	c	9:37.384	1:33.509
26	Dennis BOOTH	c	3:16.610	1:34.995	26	Dennis BOOTH	c	6:28.549	1:37.834	26	Dennis BOOTH	c	9:37.702	1:34.419
85	Philip SHANNON	a	3:17.779	1:35.547	12	Stuart BAINBOROUGH	c	6:31.175	1:34.997	12	Stuart BAINBOROUGH	c	9:43.323	1:34.558
12	Stuart BAINBOROUGH	c	3:20.035	1:36.740	85	Philip SHANNON	a	6:32.229	1:37.955	19	Coyles WRIGHT	c	9:44.791	1:35.194
149	Kevn STROWGER	b	3:20.494	1:36.337	19	Coyles WRIGHT	c	6:32.841	1:35.464	37	Adrian TEASDALE	c	9:47.297	1:35.413
19	Coyles WRIGHT	c	3:21.717	1:36.788	37	Adrian TEASDALE	c	6:33.222	1:35.427	85	Philip SHANNON	a	9:47.576	1:36.507
37	Adrian TEASDALE	c	3:22.007	1:36.827	149	Kevn STROWGER	b	6:38.410	1:39.748	149	Kevn STROWGER	b	9:57.148	1:39.005
92	Keith STEWART	b	3:24.749	1:40.365	92	Keith STEWART	b	6:42.394	1:39.575	92	Keith STEWART	b	10:06.543	1:42.068



THE ROYAL HOTEL & BRAESIDE COOKSTOWN 100



OPEN

Race 15 - S. P. Harkness Construction Cookstown 100 B


Saturday, 26 April 2008

Pos	Class	No	Name	Machine / Sponsor	Gp	Laps	Total Time	Behind	Speed	-----Best Lap-----		
										Time	Speed	On
Race Classification												
1	OPEN	14	Carl RENNIE	Suzuki - PRF Racing	a	6	9:05.366		83.174	1:28.484	85.439	6
2	OPEN	56	Tony CZYZEWSKI	Suzuki	a	6	9:12.582	7.216	82.087	1:30.292	83.728	4
3	OPEN	1	Darren BURNS	Kawasaki - C4 / BT80 Supporters Club	a	6	9:13.692	8.326	81.923	1:30.020	83.981	3
4	OPEN	69	Peter NEWELL	Suzuki	b	6	9:13.848	8.482	81.900	1:31.086	82.998	6
5	OPEN	35	Trevor FERGUSON	Suzuki	c	6	9:14.645	9.279	81.782	1:30.610	83.434	5
6	OPEN	64	Stephen McKNIGHT	Kawasaki - Anglo Irish Racing	c	6	9:15.515	10.149	81.654	1:30.674	83.376	5
7	OPEN	79	Scott WILSON	Suzuki - PRF Racing	a	6	9:18.155	12.789	81.268	1:31.175	82.917	4
8	OPEN	76	Andrew NEILL	Yamaha 600 - Moira MRC	b	6	9:21.391	16.025	80.799	1:31.251	82.848	3
9	OPEN	4	Barry DAVIDSON	Honda 600 - Maine Road Racing	a	6	9:22.430	17.064	80.650	1:32.117	82.070	6
10	OPEN	29	Ryan McCAY	Suzuki 600 - PRF Racing	b	6	9:27.157	21.791	79.978	1:32.680	81.571	6
11	OPEN	27	James McCANN	Suzuki 750 - Highway Barrier Solutions	b	6	9:36.056	30.690	78.742	1:34.537	79.969	3
12	OPEN	51	Paul LENNON	Yamaha	c	6	9:40.076	34.710	78.197	1:34.812	79.737	3
13	OPEN	85	Philip SHANNON	Honda 600	b	6	9:42.705	37.339	77.844	1:35.496	79.166	2
14	OPEN	22	Stephen McILVENNA	Yamaha 600	b	6	9:43.340	37.974	77.759	1:34.307	80.164	4
15	OPEN	52	Andrew BROWN	Aprilia - Freeway Lift Services	c	6	9:43.782	38.416	77.700	1:34.051	80.382	3
16	OPEN	12	Stuart BAINBOROUGH	Honda	c	6	9:45.419	40.053	77.483	1:35.690	79.005	5
17	OPEN	92	Keith STEWART	Kawasaki - VRS Racing	b	6	9:58.003	52.637	75.852	1:38.777	76.536	3

Fastest Lap

OPEN	14	Carl RENNIE	Suzuki - PRF Racing	a						1:28.484	85.439	6
------	----	-------------	---------------------	---	--	--	--	--	--	----------	--------	---

These Results are provisional and are subject to ratification by the Stewards of the Meeting.

Track	Orritor	Signed		Organising Club	Cookstown & District MCC
Length(miles)	2.1000		Chief Timekeeper	Warmup Started	
Weather	Cloudy	Issued At:	18:25:28	Race Started	18:14:43.018
Track	Dry			Gp Time Diff - b	10.547 / c 23.437





OPEN

Race 15 - S. P. Harkness Construction Cookstown 100 B

Saturday, 26 April 2008

DETAILED RESULT

Race Classification

1 **14 Carl RENNIE**
 Total Time **9:05.366** Avg Speed **83.174** Behind
 Best Time **1:28.484** Best Speed **85.439** On **6** Gp **a**

Lap	Elapsed Time	Lap Time	Lap Speed
1	1:37.245	1:37.245	77.742
2	3:08.302	1:31.057	83.025
3	4:39.346	1:31.044	83.037
4	6:08.022	1:28.676	85.254
5	7:36.882	1:28.860	85.078
6	9:05.366	1:28.484	85.439

2 **56 Tony CZYZEWSKI**
 Total Time **9:12.582** Avg Speed **82.087** Behind **7.216**
 Best Time **1:30.292** Best Speed **83.728** On **4** Gp **a**

Lap	Elapsed Time	Lap Time	Lap Speed
1	1:36.745	1:36.745	78.144
2	3:08.209	1:31.464	82.655
3	4:39.292	1:31.083	83.001
4	6:09.584	1:30.292	83.728
5	7:41.592	1:32.008	82.167
6	9:12.582	1:30.990	83.086

3 **1 Darren BURNS**
 Total Time **9:13.692** Avg Speed **81.923** Behind **8.326**
 Best Time **1:30.020** Best Speed **83.981** On **3** Gp **a**

Lap	Elapsed Time	Lap Time	Lap Speed
1	1:37.986	1:37.986	77.154
2	3:10.364	1:32.378	81.838
3	4:40.384	1:30.020	83.981
4	6:11.327	1:30.943	83.129
5	7:42.623	1:31.296	82.808
6	9:13.692	1:31.069	83.014

4 **69 Peter NEWELL**
 Total Time **9:13.848** Avg Speed **81.900** Behind **8.482**
 Best Time **1:31.086** Best Speed **82.998** On **6** Gp **b**

Lap	Elapsed Time	Lap Time	Lap Speed
1	1:37.228	1:37.228	77.755
2	3:08.592	1:31.364	82.746
3	4:39.816	1:31.224	82.873
4	6:11.438	1:31.622	82.513
5	7:42.762	1:31.324	82.782
6	9:13.848	1:31.086	82.998

Race Classification

5 **35 Trevor FERGUSON**
 Total Time **9:14.645** Avg Speed **81.782** Behind **9.279**
 Best Time **1:30.610** Best Speed **83.434** On **5** Gp **c**

Lap	Elapsed Time	Lap Time	Lap Speed
1	1:36.620	1:36.620	78.245
2	3:09.221	1:32.601	81.641
3	4:41.172	1:31.951	82.218
4	6:12.108	1:30.936	83.135
5	7:42.718	1:30.610	83.434
6	9:14.645	1:31.927	82.239

6 **64 Stephen McKNIGHT**
 Total Time **9:15.515** Avg Speed **81.654** Behind **10.149**
 Best Time **1:30.674** Best Speed **83.376** On **5** Gp **c**

Lap	Elapsed Time	Lap Time	Lap Speed
1	1:37.237	1:37.237	77.748
2	3:09.659	1:32.422	81.799
3	4:42.035	1:32.376	81.839
4	6:13.444	1:31.409	82.705
5	7:44.118	1:30.674	83.376
6	9:15.515	1:31.397	82.716

7 **79 Scott WILSON**
 Total Time **9:18.155** Avg Speed **81.268** Behind **12.789**
 Best Time **1:31.175** Best Speed **82.917** On **4** Gp **a**

Lap	Elapsed Time	Lap Time	Lap Speed
1	1:37.129	1:37.129	77.835
2	3:10.133	1:33.004	81.287
3	4:42.112	1:31.979	82.193
4	6:13.287	1:31.175	82.917
5	7:44.987	1:31.700	82.443
6	9:18.155	1:33.168	81.144

8 **76 Andrew NEILL**
 Total Time **9:21.391** Avg Speed **80.799** Behind **16.025**
 Best Time **1:31.251** Best Speed **82.848** On **3** Gp **b**

Lap	Elapsed Time	Lap Time	Lap Speed
1	1:40.309	1:40.309	75.367
2	3:13.930	1:33.621	80.751
3	4:45.181	1:31.251	82.848
4	6:16.929	1:31.748	82.400
5	7:48.506	1:31.577	82.553
6	9:21.391	1:32.885	81.391





OPEN

Race 15 - S. P. Harkness Construction Cookstown 100 B

Saturday, 26 April 2008

DETAILED RESULT

Race Classification

9 **4 Barry DAVIDSON**
 Total Time **9:22.430** Avg Speed **80.650** Behind **17.064**
 Best Time **1:32.117** Best Speed **82.070** On **6** Gp **a**

Lap	Elapsed Time	Lap Time	Lap Speed
1	1:39.688	1:39.688	75.837
2	3:12.564	1:32.876	81.399
3	4:45.264	1:32.700	81.553
4	6:17.733	1:32.469	81.757
5	7:50.313	1:32.580	81.659
6	9:22.430	1:32.117	82.070

10 **29 Ryan McCAY**
 Total Time **9:27.157** Avg Speed **79.978** Behind **21.791**
 Best Time **1:32.680** Best Speed **81.571** On **6** Gp **b**

Lap	Elapsed Time	Lap Time	Lap Speed
1	1:39.878	1:39.878	75.692
2	3:13.819	1:33.941	80.476
3	4:47.796	1:33.977	80.445
4	6:21.582	1:33.786	80.609
5	7:54.477	1:32.895	81.382
6	9:27.157	1:32.680	81.571

11 **27 James McCANN**
 Total Time **9:36.056** Avg Speed **78.742** Behind **30.690**
 Best Time **1:34.537** Best Speed **79.969** On **3** Gp **b**

Lap	Elapsed Time	Lap Time	Lap Speed
1	1:41.045	1:41.045	74.818
2	3:15.584	1:34.539	79.967
3	4:50.121	1:34.537	79.969
4	6:24.871	1:34.750	79.789
5	8:01.025	1:36.154	78.624
6	9:36.056	1:35.031	79.553

12 **51 Paul LENNON**
 Total Time **9:40.076** Avg Speed **78.197** Behind **34.710**
 Best Time **1:34.812** Best Speed **79.737** On **3** Gp **c**

Lap	Elapsed Time	Lap Time	Lap Speed
1	1:42.669	1:42.669	73.635
2	3:17.932	1:35.263	79.359
3	4:52.744	1:34.812	79.737
4	6:28.513	1:35.769	78.940
5	8:04.771	1:36.258	78.539
6	9:40.076	1:35.305	79.324

Race Classification

13 **85 Philip SHANNON**
 Total Time **9:42.705** Avg Speed **77.844** Behind **37.339**
 Best Time **1:35.496** Best Speed **79.166** On **2** Gp **b**

Lap	Elapsed Time	Lap Time	Lap Speed
1	1:43.205	1:43.205	73.252
2	3:18.701	1:35.496	79.166
3	4:54.593	1:35.892	78.839
4	6:30.901	1:36.308	78.498
5	8:06.984	1:36.083	78.682
6	9:42.705	1:35.721	78.980

14 **22 Stephen McILVENNA**
 Total Time **9:43.340** Avg Speed **77.759** Behind **37.974**
 Best Time **1:34.307** Best Speed **80.164** On **4** Gp **b**

Lap	Elapsed Time	Lap Time	Lap Speed
1	1:43.336	1:43.336	73.159
2	3:22.013	1:38.677	76.614
3	4:59.594	1:37.581	77.474
4	6:33.901	1:34.307	80.164
5	8:08.659	1:34.758	79.782
6	9:43.340	1:34.681	79.847

15 **52 Andrew BROWN**
 Total Time **9:43.782** Avg Speed **77.700** Behind **38.416**
 Best Time **1:34.051** Best Speed **80.382** On **3** Gp **c**

Lap	Elapsed Time	Lap Time	Lap Speed
1	1:42.873	1:42.873	73.489
2	3:19.650	1:36.777	78.118
3	4:53.701	1:34.051	80.382
4	6:29.756	1:36.055	78.705
5	8:06.378	1:36.622	78.243
6	9:43.782	1:37.404	77.615

16 **12 Stuart BAINBOROUGH**
 Total Time **9:45.419** Avg Speed **77.483** Behind **40.053**
 Best Time **1:35.690** Best Speed **79.005** On **5** Gp **c**

Lap	Elapsed Time	Lap Time	Lap Speed
1	1:42.091	1:42.091	74.052
2	3:20.608	1:38.517	76.738
3	4:57.419	1:36.811	78.090
4	6:33.609	1:36.190	78.594
5	8:09.299	1:35.690	79.005
6	9:45.419	1:36.120	78.652




THE ROYAL HOTEL & BRAESIDE COOKSTOWN 100

OPEN

Race 15 - S. P. Harkness Construction Cookstown 100 B

Saturday, 26 April 2008

DETAILED RESULT



Race Classification

17 **92 Keith STEWART**


Total Time **9:58.003** Avg Speed **75.852** Behind **52.637**

Best Time **1:38.777** Best Speed **76.536** On **3** Gp **b**

Lap	Elapsed Time	Lap Time	Lap Speed
1	1:43.045	1:43.045	73.366
2	3:21.842	1:38.797	76.521
3	5:00.619	1:38.777	76.536
4	6:39.407	1:38.788	76.528
5	8:19.096	1:39.689	75.836
6	9:58.003	1:38.907	76.435



THE ROYAL HOTEL & BRAESIDE COOKSTOWN 100



OPEN

Race 15 - S. P. Harkness Construction Cookstown 100 B

LAP CHART

1					3					5				
No	Name	G	Elapsed Time	Lap Time	No	Name	G	Elapsed Time	Lap Time	No	Name	G	Elapsed Time	Lap Time
35	Trevor FERGUSON	c	1:36.620	1:36.620	56	Tony CZYZEWSKI	a	4:39.292	1:31.083	14	Carl RENNIE	a	7:36.882	1:28.860
56	Tony CZYZEWSKI	a	1:36.745	1:36.745	14	Carl RENNIE	a	4:39.346	1:31.044	56	Tony CZYZEWSKI	a	7:41.592	1:32.008
79	Scott WILSON	a	1:37.129	1:37.129	69	Peter NEWELL	b	4:39.816	1:31.224	1	Darren BURNS	a	7:42.623	1:31.296
69	Peter NEWELL	b	1:37.228	1:37.228	1	Darren BURNS	a	4:40.384	1:30.020	35	Trevor FERGUSON	c	7:42.718	1:30.610
64	Stephen McKNIGHT	c	1:37.237	1:37.237	35	Trevor FERGUSON	c	4:41.172	1:31.951	69	Peter NEWELL	b	7:42.762	1:31.324
14	Carl RENNIE	a	1:37.245	1:37.245	64	Stephen McKNIGHT	c	4:42.035	1:32.376	64	Stephen McKNIGHT	c	7:44.118	1:30.674
1	Darren BURNS	a	1:37.986	1:37.986	79	Scott WILSON	a	4:42.112	1:31.979	79	Scott WILSON	a	7:44.987	1:31.700
4	Barry DAVIDSON	a	1:39.688	1:39.688	76	Andrew NEILL	b	4:45.181	1:31.251	76	Andrew NEILL	b	7:48.506	1:31.577
29	Ryan McCAY	b	1:39.878	1:39.878	4	Barry DAVIDSON	a	4:45.264	1:32.700	4	Barry DAVIDSON	a	7:50.313	1:32.580
76	Andrew NEILL	b	1:40.309	1:40.309	29	Ryan McCAY	b	4:47.796	1:33.977	29	Ryan McCAY	b	7:54.477	1:32.895
27	James McCANN	b	1:41.045	1:41.045	27	James McCANN	b	4:50.121	1:34.537	27	James McCANN	b	8:01.025	1:36.154
12	Stuart BAINBOROUGH	c	1:42.091	1:42.091	51	Paul LENNON	c	4:52.744	1:34.812	51	Paul LENNON	c	8:04.771	1:36.258
51	Paul LENNON	c	1:42.669	1:42.669	52	Andrew BROWN	c	4:53.701	1:34.051	52	Andrew BROWN	c	8:06.378	1:36.622
52	Andrew BROWN	c	1:42.873	1:42.873	85	Philip SHANNON	b	4:54.593	1:35.892	85	Philip SHANNON	b	8:06.984	1:36.083
92	Keith STEWART	b	1:43.045	1:43.045	12	Stuart BAINBOROUGH	c	4:57.419	1:36.811	22	Stephen McILVENNA	b	8:08.659	1:34.758
85	Philip SHANNON	b	1:43.205	1:43.205	22	Stephen McILVENNA	b	4:59.594	1:37.581	12	Stuart BAINBOROUGH	c	8:09.299	1:35.690
22	Stephen McILVENNA	b	1:43.336	1:43.336	92	Keith STEWART	b	5:00.619	1:38.777	92	Keith STEWART	b	8:19.096	1:39.689

2					4					6				
No	Name	G	Elapsed Time	Lap Time	No	Name	G	Elapsed Time	Lap Time	No	Name	G	Elapsed Time	Lap Time
56	Tony CZYZEWSKI	a	3:08.209	1:31.464	14	Carl RENNIE	a	6:08.022	1:28.676	14	Carl RENNIE	a	9:05.366	1:28.484
14	Carl RENNIE	a	3:08.302	1:31.057	56	Tony CZYZEWSKI	a	6:09.584	1:30.292	56	Tony CZYZEWSKI	a	9:12.582	1:30.990
69	Peter NEWELL	b	3:08.592	1:31.364	1	Darren BURNS	a	6:11.327	1:30.943	1	Darren BURNS	a	9:13.692	1:31.069
35	Trevor FERGUSON	c	3:09.221	1:32.601	69	Peter NEWELL	b	6:11.438	1:31.622	69	Peter NEWELL	b	9:13.848	1:31.086
64	Stephen McKNIGHT	c	3:09.659	1:32.422	35	Trevor FERGUSON	c	6:12.108	1:30.936	35	Trevor FERGUSON	c	9:14.645	1:31.927
79	Scott WILSON	a	3:10.133	1:33.004	79	Scott WILSON	a	6:13.287	1:31.175	64	Stephen McKNIGHT	c	9:15.515	1:31.397
1	Darren BURNS	a	3:10.364	1:32.378	64	Stephen McKNIGHT	c	6:13.444	1:31.409	79	Scott WILSON	a	9:18.155	1:33.168
4	Barry DAVIDSON	a	3:12.564	1:32.876	76	Andrew NEILL	b	6:16.929	1:31.748	76	Andrew NEILL	b	9:21.391	1:32.885
29	Ryan McCAY	b	3:13.819	1:33.941	4	Barry DAVIDSON	a	6:17.733	1:32.469	4	Barry DAVIDSON	a	9:22.430	1:32.117
76	Andrew NEILL	b	3:13.930	1:33.621	29	Ryan McCAY	b	6:21.582	1:33.786	29	Ryan McCAY	b	9:27.157	1:32.680
27	James McCANN	b	3:15.584	1:34.539	27	James McCANN	b	6:24.871	1:34.750	27	James McCANN	b	9:36.056	1:35.031
51	Paul LENNON	c	3:17.932	1:35.263	51	Paul LENNON	c	6:28.513	1:35.769	51	Paul LENNON	c	9:40.076	1:35.305
85	Philip SHANNON	b	3:18.701	1:35.496	52	Andrew BROWN	c	6:29.756	1:36.055	85	Philip SHANNON	b	9:42.705	1:35.721
52	Andrew BROWN	c	3:19.650	1:36.777	85	Philip SHANNON	b	6:30.901	1:36.308	22	Stephen McILVENNA	b	9:43.340	1:34.681
12	Stuart BAINBOROUGH	c	3:20.608	1:38.517	12	Stuart BAINBOROUGH	c	6:33.609	1:36.190	52	Andrew BROWN	c	9:43.782	1:37.404
92	Keith STEWART	b	3:21.842	1:38.797	22	Stephen McILVENNA	b	6:33.901	1:34.307	12	Stuart BAINBOROUGH	c	9:45.419	1:36.120
22	Stephen McILVENNA	b	3:22.013	1:38.677	92	Keith STEWART	b	6:39.407	1:38.788	92	Keith STEWART	b	9:58.003	1:38.907

