



Royal Hotel
& BRAESIDE


COOKSTOWN 100

Friday 25th & Saturday 26th April 2008

promoted by Cookstown & District MCC
www.cookstown100.com

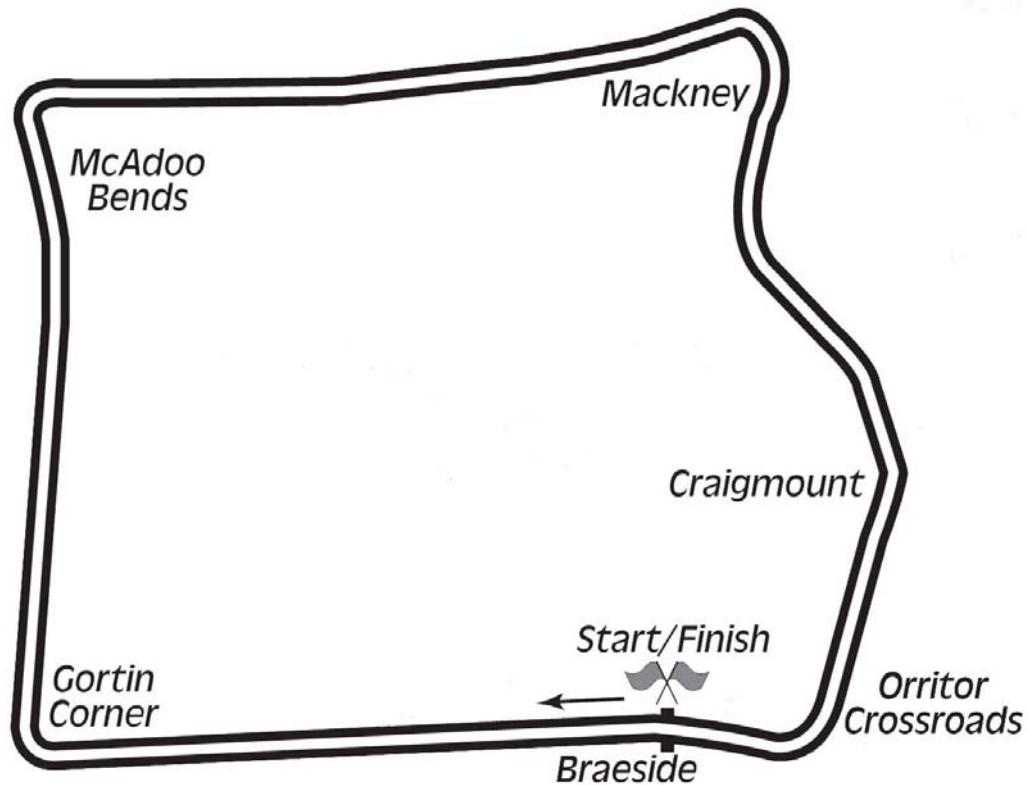


& WHITESTONE AGENCIES
JUNIOR SUPPORT CLASS



Orritor Circuit

2.1 miles



LAP RECORDS

Class	Rider	Machine	m s	mph	Year
125cc	Darran Lindsay	Honda	1 34.778	79.765	2005
250cc	Davy Morgan	Honda	1 32.262	81.941	2006
Supersport 600	Cameron Donald (AUS)	Honda	1 27.250	86.648	2007
Open 1000cc	Cameron Donald (AUS)	Honda	1 25.292	88.637	2007
Senior Support	Gary Robinson	Yamaha 600	1 29.956	84.041	2007
Junior Support	Michael Dunlop	Yamaha 250	1 36.181	78.602	2006
Classic 1000cc	Wattie Brown	Norton 920	1 40.273	75.394	2006
Classic 500cc	Colin Rodgers	Honda	1 42.787	73.550	2004
Classic 350cc	Paul Coward	Honda	1 43.421	73.099	2004
Classic 250cc	Geoff McMullan	Suzuki	1 47.294	70.461	2006

THE ROYAL HOTEL & BRAESIDE COOKSTOWN

JUNIOR SUPPORT


Group A Qualifying

Friday, 25 April 2008



Pos	Class	No	Name	Machine / Sponsor	Best Lap			Laps	
					Time	Behind	Speed		
Qualifying Classification									
1	SJUN	4	Anthony REDMOND	Yamaha 400	1:45.760		71.483	4	5
2	SJUN	47	David BLACK	Yamaha 250	1:47.362	1.602	70.416	4	5
3	SJUN	13	Paul MAGUIRE	Honda 250	1:47.923	2.163	70.050	4	5
4	SJUN	23	Neil NUGENT	Suzuki 650	1:48.977	3.217	69.372	4	4
5	SJUN	33	David HOWARD	Suzuki 650	1:49.314	3.554	69.159	4	4
6	SJUN	19	Paul HEDISON	Honda 250	1:50.009	4.249	68.722	4	4
7	SJUN	431	Carl HOOPER	Honda 400	1:50.707	4.947	68.288	4	4
8	SJUN	34	Sean LEONARD	Honda 250 - Leonard's Coaches	1:50.763	5.003	68.254	4	4
9	SJUN	112	Martin CURRAMS	- www.alpha-group.ie	1:50.830	5.070	68.213	4	4
10	SJUN	101	Michael RUSSELL	Kawasaki 400 - JML	1:50.839	5.079	68.207	4	4
11	SJUN	115	Timmy TURTLE	Suzuki 650	1:51.359	5.599	67.889	4	4
12	SJUN	82	George THOMPSON	Yamaha 250 - Alexander	1:52.160	6.400	67.404	4	4
13	SJUN	24	Bryan ALLAN	Honda 250	1:55.639	9.879	65.376	3	4
14	SJUN	177	Ian HOLMES	Kawasaki 400	1:56.899	11.139	64.671	3	4
15	SJUN	10	Chris BLAIR	Honda 250	3:20.103	1:34.343	37.781	1	1

These Results are provisional and are subject to ratification by the Stewards of the Meeting.

Track	Orritor	Signed		Organising Club	Cookstown & District MCC
Length(miles)	2.1000		Chief Timekeeper	Qualifying Started	16:00:40.024
Weather	Cloudy	Issued At:	16:13:13		
Track	Damp				





JUNIOR SUPPORT

Group A Qualifying

Friday, 25 April 2008

DETAILED RESULT

Qualifying Classification

Position

1 4 Anthony REDMOND

Behind

Best Time **1:45.760** Best Speed **71.483** On 4 Gp a

Lap	Elapsed Time	Lap Time	Lap Speed
1	2:37.128	2:37.128	48.114
2	4:31.850	1:54.722	65.898
3	6:21.911	1:50.061	68.689
4	8:07.671	1:45.760	71.483
5	10:20.230	2:12.559	57.031

2 47 David BLACK

Behind **1.602**

Best Time **1:47.362** Best Speed **70.416** On 4 Gp a

Lap	Elapsed Time	Lap Time	Lap Speed
1	2:29.765	2:29.765	50.479
2	4:22.324	1:52.559	67.165
3	6:11.641	1:49.317	69.157
4	7:59.003	1:47.362	70.416
5	10:05.784	2:06.781	59.630

3 13 Paul MAGUIRE

Behind **2.163**

Best Time **1:47.923** Best Speed **70.050** On 4 Gp a

Lap	Elapsed Time	Lap Time	Lap Speed
1	2:31.655	2:31.655	49.850
2	4:22.617	1:50.962	68.131
3	6:11.935	1:49.318	69.156
4	7:59.858	1:47.923	70.050
5	10:17.305	2:17.447	55.003

4 23 Neil NUGENT

Behind **3.217**

Best Time **1:48.977** Best Speed **69.372** On 4 Gp a

Lap	Elapsed Time	Lap Time	Lap Speed
1	2:35.727	2:35.727	48.546
2	4:32.216	1:56.489	64.899
3	6:24.246	1:52.030	67.482
4	8:13.223	1:48.977	69.372

Qualifying Classification

Position

5 33 David HOWARD

Behind **3.554**

Best Time **1:49.314** Best Speed **69.159** On 4 Gp a

Lap	Elapsed Time	Lap Time	Lap Speed
1	2:35.437	2:35.437	48.637
2	4:31.738	1:56.301	65.004
3	6:22.019	1:50.281	68.552
4	8:11.333	1:49.314	69.159

6 19 Paul HEDISON

Behind **4.249**

Best Time **1:50.009** Best Speed **68.722** On 4 Gp a

Lap	Elapsed Time	Lap Time	Lap Speed
1	2:35.926	2:35.926	48.485
2	4:33.286	1:57.360	64.417
3	6:35.714	2:02.428	61.751
4	8:25.723	1:50.009	68.722

7 431 Carl HOOPER

Behind **4.947**

Best Time **1:50.707** Best Speed **68.288** On 4 Gp a

Lap	Elapsed Time	Lap Time	Lap Speed
1	2:41.044	2:41.044	46.944
2	4:34.428	1:53.384	66.676
3	6:29.637	1:55.209	65.620
4	8:20.344	1:50.707	68.288

8 34 Sean LEONARD

Behind **5.003**

Best Time **1:50.763** Best Speed **68.254** On 4 Gp a

Lap	Elapsed Time	Lap Time	Lap Speed
1	2:46.014	2:46.014	45.538
2	4:41.112	1:55.098	65.683
3	6:34.544	1:53.432	66.648
4	8:25.307	1:50.763	68.254

9 112 Martin CURRAMS

Behind **5.070**

Best Time **1:50.830** Best Speed **68.213** On 4 Gp a

Lap	Elapsed Time	Lap Time	Lap Speed
1	2:44.589	2:44.589	45.933
2	4:36.938	1:52.349	67.290
3	6:29.286	1:52.348	67.291
4	8:20.116	1:50.830	68.213





JUNIOR SUPPORT

Group A Qualifying

Friday, 25 April 2008

DETAILED RESULT

Qualifying Classification

Position

10 101 Michael RUSSELL

Behind 5.079

Best Time 1:50.839 Best Speed 68.207 On 4 Gp a

Lap	Elapsed Time	Lap Time	Lap Speed
1	2:34.471	2:34.471	48.941
2	4:32.512	1:58.041	64.046
3	6:25.334	1:52.822	67.008
4	8:16.173	1:50.839	68.207

11 115 Timmy TURTLE

Behind 5.599

Best Time 1:51.359 Best Speed 67.889 On 4 Gp a

Lap	Elapsed Time	Lap Time	Lap Speed
1	2:37.089	2:37.089	48.126
2	4:33.563	1:56.474	64.907
3	6:26.360	1:52.797	67.023
4	8:17.719	1:51.359	67.889

12 82 George THOMPSON

Behind 6.400

Best Time 1:52.160 Best Speed 67.404 On 4 Gp a

Lap	Elapsed Time	Lap Time	Lap Speed
1	2:34.573	2:34.573	48.909
2	4:31.580	1:57.007	64.612
3	6:24.070	1:52.490	67.206
4	8:16.230	1:52.160	67.404

13 24 Bryan ALLAN

Behind 9.879

Best Time 1:55.639 Best Speed 65.376 On 3 Gp a

Lap	Elapsed Time	Lap Time	Lap Speed
1	2:46.873	2:46.873	45.304
2	4:44.208	1:57.335	64.431
3	6:39.847	1:55.639	65.376
4	8:36.229	1:56.382	64.958

14 177 Ian HOLMES

Behind 11.139

Best Time 1:56.899 Best Speed 64.671 On 3 Gp a

Lap	Elapsed Time	Lap Time	Lap Speed
1	2:38.083	2:38.083	47.823
2	4:36.244	1:58.161	63.981
3	6:33.143	1:56.899	64.671
4	8:33.292	2:00.149	62.922

Qualifying Classification

Position

15 10 Chris BLAIR

Behind 1:34.343

Best Time 3:20.103 Best Speed 37.781 On 1 Gp a

Lap	Elapsed Time	Lap Time	Lap Speed
1	3:20.103	3:20.103	37.781



THE ROYAL HOTEL & BRAESIDE COOKSTOWN

JUNIOR SUPPORT


Group B Qualifying

Friday, 25 April 2008



Pos	Class	No	Name	Machine / Sponsor	----- Best Lap -----			On	Laps
					Time	Behind	Speed		
Qualifying Classification									
1	SJUN	119	Adrian MULLEN	Suzuki 650	1:41.654		74.370	4	4
2	SJUN	75	Damien HOWARD	Suzuki 650 - P & L	1:43.628	1.974	72.953	4	4
3	SJUN	21	Coyles WRIGHT	Suzuki 650	1:45.335	3.681	71.771	3	4
4	SJUN	32	Myles BYRNE	Honda 400 - C.S.L.	1:46.028	4.374	71.302	4	4
5	SJUN	129	Alistair HAWORTH	Yamaha 400	1:46.944	5.290	70.691	3	4
6	SJUN	54	Wayne BOYLAN	Honda 250	1:47.231	5.577	70.502	4	4
7	SJUN	53	Stephen LARKIN	Honda 400	1:47.705	6.051	70.192	4	4
8	SJUN	99	David YEOMANS	Honda 250 - Street Sweep	1:48.170	6.516	69.890	4	4
9	SJUN	25	Mark WADDELL	Honda 250	1:48.253	6.599	69.836	4	4
10	SJUN	36	Andy FARRELL	Kawasaki 400	1:48.314	6.660	69.797	4	4
11	SJUN	93	Ciaran O CALLAGHAN	Suzuki 650	1:50.575	8.921	68.370	4	4
12	SJUN	35	Colin McWHIRTER	Suzuki 650 - Chaos Racing	1:50.615	8.961	68.345	4	4
13	SJUN	26	Ross JOHNSTON	Kawasaki 400	1:51.516	9.862	67.793	4	4
14	SJUN	22	Richard FORD	Kawasaki 400	1:52.292	10.638	67.324	4	4
15	SJUN	77	Mark SHIELS	Kawasaki 650	1:52.303	10.649	67.318	3	4
16	SJUN	135	Paul GARTLAND	Yamaha 400	1:53.548	11.894	66.580	4	4
17	SJUN	160	Padraig CAMPBELL	Honda 400	1:54.987	13.333	65.747	3	4
18	SJUN	28	Rodney LITTLE	Kawasaki 400	1:55.233	13.579	65.606	4	4
19	SJUN	29	Neil LYONS	Honda 400 - Cassidy	1:55.928	14.274	65.213	4	4
20	SJUN	148	Yvonne MONTGOMERY	Suzuki 650	1:56.915	15.261	64.662	3	4
21	SJUN	50	Liam McALEER	Kawasaki 400	1:59.029	17.375	63.514	3	4

These Results are provisional and are subject to ratification by the Stewards of the Meeting.

Track	Orritor	Signed		Organising Club	Cookstown & District MCC
Length(miles)	2.1000		Chief Timekeeper	Qualifying Started	16:18:38.749
Weather	Cloudy	Issued At:	16:28:22		
Track	Damp				





JUNIOR SUPPORT

Group B Qualifying

Friday, 25 April 2008

DETAILED RESULT

Qualifying Classification

Position

1 119 Adrian MULLEN

Behind

Best Time **1:41.654** Best Speed **74.370** On **4** Gp **a**

Lap	Elapsed Time	Lap Time	Lap Speed
1	2:14.871	2:14.871	56.054
2	4:01.074	1:46.203	71.184
3	5:45.902	1:44.828	72.118
4	7:27.556	1:41.654	74.370

2 75 Damien HOWARD

Behind **1.974**

Best Time **1:43.628** Best Speed **72.953** On **4** Gp **a**

Lap	Elapsed Time	Lap Time	Lap Speed
1	2:09.467	2:09.467	58.393
2	3:54.950	1:45.483	71.670
3	5:38.751	1:43.801	72.832
4	7:22.379	1:43.628	72.953

3 21 Coyles WRIGHT

Behind **3.681**

Best Time **1:45.335** Best Speed **71.771** On **3** Gp **a**

Lap	Elapsed Time	Lap Time	Lap Speed
1	2:17.111	2:17.111	55.138
2	4:02.664	1:45.553	71.623
3	5:47.999	1:45.335	71.771
4	7:34.601	1:46.602	70.918

4 32 Myles BYRNE

Behind **4.374**

Best Time **1:46.028** Best Speed **71.302** On **4** Gp **a**

Lap	Elapsed Time	Lap Time	Lap Speed
1	2:12.685	2:12.685	56.977
2	3:59.997	1:47.312	70.449
3	5:47.477	1:47.480	70.339
4	7:33.505	1:46.028	71.302

5 129 Alistair HAWORTH

Behind **5.290**

Best Time **1:46.944** Best Speed **70.691** On **3** Gp **a**

Lap	Elapsed Time	Lap Time	Lap Speed
1	2:18.279	2:18.279	54.672
2	4:07.193	1:48.914	69.413
3	5:54.137	1:46.944	70.691
4	7:43.699	1:49.562	69.002

Qualifying Classification

Position

6 54 Wayne BOYLAN

Behind **5.577**

Best Time **1:47.231** Best Speed **70.502** On **4** Gp **a**

Lap	Elapsed Time	Lap Time	Lap Speed
1	2:18.065	2:18.065	54.757
2	4:07.629	1:49.564	69.001
3	5:55.502	1:47.873	70.082
4	7:42.733	1:47.231	70.502

7 53 Stephen LARKIN

Behind **6.051**

Best Time **1:47.705** Best Speed **70.192** On **4** Gp **a**

Lap	Elapsed Time	Lap Time	Lap Speed
1	2:48.603	2:48.603	44.839
2	4:40.680	1:52.077	67.454
3	6:31.978	1:51.298	67.926
4	8:19.683	1:47.705	70.192

8 99 David YEOMANS

Behind **6.516**

Best Time **1:48.170** Best Speed **69.890** On **4** Gp **a**

Lap	Elapsed Time	Lap Time	Lap Speed
1	2:44.159	2:44.159	46.053
2	4:37.075	1:52.916	66.952
3	6:28.724	1:51.649	67.712
4	8:16.894	1:48.170	69.890

9 25 Mark WADDELL

Behind **6.599**

Best Time **1:48.253** Best Speed **69.836** On **4** Gp **a**

Lap	Elapsed Time	Lap Time	Lap Speed
1	2:59.942	2:59.942	42.014
2	4:53.781	1:53.839	66.410
3	6:47.159	1:53.378	66.680
4	8:35.412	1:48.253	69.836

10 36 Andy FARRELL

Behind **6.660**

Best Time **1:48.314** Best Speed **69.797** On **4** Gp **a**

Lap	Elapsed Time	Lap Time	Lap Speed
1	2:33.231	2:33.231	49.337
2	4:24.242	1:51.011	68.101
3	6:13.689	1:49.447	69.075
4	8:02.003	1:48.314	69.797



JUNIOR SUPPORT

Group B Qualifying

Friday, 25 April 2008

DETAILED RESULT

Qualifying Classification

Position

11 93 Ciaran O CALLAGHAN

Behind 8.921

Best Time 1:50.575 Best Speed 68.370 On 4 Gp a

Lap	Elapsed Time	Lap Time	Lap Speed
1	2:48.140	2:48.140	44.963
2	4:41.973	1:53.833	66.413
3	6:35.525	1:53.552	66.577
4	8:26.100	1:50.575	68.370

12 35 Colin McWHIRTER

Behind 8.961

Best Time 1:50.615 Best Speed 68.345 On 4 Gp a

Lap	Elapsed Time	Lap Time	Lap Speed
1	2:44.462	2:44.462	45.968
2	4:39.384	1:54.922	65.784
3	6:31.614	1:52.230	67.362
4	8:22.229	1:50.615	68.345

13 26 Ross JOHNSTON

Behind 9.862

Best Time 1:51.516 Best Speed 67.793 On 4 Gp a

Lap	Elapsed Time	Lap Time	Lap Speed
1	2:55.116	2:55.116	43.171
2	4:52.178	1:57.062	64.581
3	6:46.831	1:54.653	65.938
4	8:38.347	1:51.516	67.793

14 22 Richard FORD

Behind 10.638

Best Time 1:52.292 Best Speed 67.324 On 4 Gp a

Lap	Elapsed Time	Lap Time	Lap Speed
1	2:47.012	2:47.012	45.266
2	4:40.054	1:53.042	66.878
3	6:32.488	1:52.434	67.239
4	8:24.780	1:52.292	67.324

15 77 Mark SHIELS

Behind 10.649

Best Time 1:52.303 Best Speed 67.318 On 3 Gp a

Lap	Elapsed Time	Lap Time	Lap Speed
1	2:44.687	2:44.687	45.905
2	4:39.025	1:54.338	66.120
3	6:31.328	1:52.303	67.318
4	8:25.452	1:54.124	66.244

Qualifying Classification

Position

16 135 Paul GARTLAND

Behind 11.894

Best Time 1:53.548 Best Speed 66.580 On 4 Gp a

Lap	Elapsed Time	Lap Time	Lap Speed
1	2:49.626	2:49.626	44.569
2	4:44.837	1:55.211	65.619
3	6:38.448	1:53.611	66.543
4	8:31.996	1:53.548	66.580

17 160 Pdraig CAMPBELL

Behind 13.333

Best Time 1:54.987 Best Speed 65.747 On 3 Gp a

Lap	Elapsed Time	Lap Time	Lap Speed
1	2:55.387	2:55.387	43.105
2	4:52.549	1:57.162	64.526
3	6:47.536	1:54.987	65.747
4	8:42.899	1:55.363	65.532

18 28 Rodney LITTLE

Behind 13.579

Best Time 1:55.233 Best Speed 65.606 On 4 Gp a

Lap	Elapsed Time	Lap Time	Lap Speed
1	2:39.648	2:39.648	47.354
2	4:38.513	1:58.865	63.602
3	6:36.241	1:57.728	64.216
4	8:31.474	1:55.233	65.606

19 29 Neil LYONS

Behind 14.274

Best Time 1:55.928 Best Speed 65.213 On 4 Gp a

Lap	Elapsed Time	Lap Time	Lap Speed
1	2:29.985	2:29.985	50.405
2	4:30.075	2:00.090	62.953
3	6:28.569	1:58.494	63.801
4	8:24.497	1:55.928	65.213

20 148 Yvonne MONTGOMERY

Behind 15.261

Best Time 1:56.915 Best Speed 64.662 On 3 Gp a

Lap	Elapsed Time	Lap Time	Lap Speed
1	2:35.716	2:35.716	48.550
2	4:34.009	1:58.293	63.909
3	6:30.924	1:56.915	64.662
4	8:30.827	1:59.903	63.051



JUNIOR SUPPORT

Group B Qualifying

Friday, 25 April 2008

DETAILED RESULT

Qualifying Classification

Position

21 50 Liam McALEER

Behind 17.375

Best Time 1:59.029 Best Speed 63.514 On 3 Gp a

Lap	Elapsed Time	Lap Time	Lap Speed
1	2:46.454	2:46.454	45.418
2	4:47.478	2:01.024	62.467
3	6:46.507	1:59.029	63.514
4	8:47.837	2:01.330	62.309






JUNIOR SUPPORT

Combined JUNIOR SUPPORT

Friday, 25 April 2008

Pos	Class	No	Name	-----Best Time / Qual Laps-----		Overall Best Time / Speed / Total Qual Laps
				Session A	Session B	
Qualifying Classification						
1	SJUN	119	Adrian MULLEN	-----	1:41.654	1:41.654 74.370
2	SJUN	75	Damien HOWARD	-----	1:43.628	1:43.628 72.953
3	SJUN	21	Coyles WRIGHT	-----	1:45.335	1:45.335 71.771
4	SJUN	4	Anthony REDMOND	1:45.760	-----	1:45.760 71.483
5	SJUN	32	Myles BYRNE	-----	1:46.028	1:46.028 71.302
6	SJUN	129	Alistair HAWORTH	-----	1:46.944	1:46.944 70.691
7	SJUN	54	Wayne BOYLAN	-----	1:47.231	1:47.231 70.502
8	SJUN	47	David BLACK	1:47.362	-----	1:47.362 70.416
9	SJUN	53	Stephen LARKIN	-----	1:47.705	1:47.705 70.192
10	SJUN	13	Paul MAGUIRE	1:47.923	-----	1:47.923 70.050
11	SJUN	99	David YEOMANS	-----	1:48.170	1:48.170 69.890
12	SJUN	25	Mark WADDELL	-----	1:48.253	1:48.253 69.836
13	SJUN	36	Andy FARRELL	-----	1:48.314	1:48.314 69.797
14	SJUN	23	Neil NUGENT	1:48.977	-----	1:48.977 69.372
15	SJUN	33	David HOWARD	1:49.314	-----	1:49.314 69.159
16	SJUN	19	Paul HEDISON	1:50.009	-----	1:50.009 68.722
17	SJUN	93	Ciaran O CALLAGHAN	-----	1:50.575	1:50.575 68.370
18	SJUN	35	Colin McWHIRTER	-----	1:50.615	1:50.615 68.345
19	SJUN	431	Carl HOOPER	1:50.707	-----	1:50.707 68.288
20	SJUN	34	Sean LEONARD	1:50.763	-----	1:50.763 68.254
21	SJUN	112	Martin CURRAMS	1:50.830	-----	1:50.830 68.213
22	SJUN	101	Michael RUSSELL	1:50.839	-----	1:50.839 68.207
23	SJUN	115	Timmy TURTLE	1:51.359	-----	1:51.359 67.889
24	SJUN	26	Ross JOHNSTON	-----	1:51.516	1:51.516 67.793
25	SJUN	82	George THOMPSON	1:52.160	-----	1:52.160 67.404
26	SJUN	22	Richard FORD	-----	1:52.292	1:52.292 67.324
27	SJUN	77	Mark SHIELS	-----	1:52.303	1:52.303 67.318
28	SJUN	135	Paul GARTLAND	-----	1:53.548	1:53.548 66.580
29	SJUN	160	Padraig CAMPBELL	-----	1:54.987	1:54.987 65.747
30	SJUN	28	Rodney LITTLE	-----	1:55.233	1:55.233 65.606
31	SJUN	24	Bryan ALLAN	1:55.639	-----	1:55.639 65.376
32	SJUN	29	Neil LYONS	-----	1:55.928	1:55.928 65.213
33	SJUN	177	Ian HOLMES	1:56.899	-----	1:56.899 64.671
34	SJUN	148	Yvonne MONTGOMERY	-----	1:56.915	1:56.915 64.662
35	SJUN	50	Liam McALEER	-----	1:59.029	1:59.029 63.514
36	SJUN	10	Chris BLAIR	3:20.103	-----	3:20.103 37.781

These Results are provisional and are subject to ratification by the Stewards of the Meeting.

Track	Orritor	Signed	Organising Club Cookstown & District MCC
Length(miles)	2.1000	 Chief Timekeeper	
Weather	Cloudy	Issued At:	
Track	Damp		



THE ROYAL HOTEL & BRAESIDE COOKSTOWN 100

JUNIOR SUPPORT

Orritor 2.100 Miles

R1: Loanends MRRC/Enkalon Race

26/04/2008 10:30

Race (8 Laps)

11	112 31	101 32	
10	35 28	431 29	34 C
9	33 25	19 26	93 27
8			24
7	23 19		
6	99 16	25 17	36 B
5	47 13	53 14	13 15
4			12
3	54 7		
2	4 4	32 5	129 A
1	119 1	75 2	21 3



THE ROYAL HOTEL & BRAESIDE COOKSTOWN 100

JUNIOR SUPPORT

Orritor 2.100 Miles

R14: Whitestone Agencies Race B

26/04/2008 17:00

Race (6 Laps)

7	<u>10</u> 19			
6	<u>177</u> 16	<u>148</u> 17	<u>50</u> 18	
5	<u>28</u> 13	<u>24</u> 14	<u>29</u> 15	B
<hr/>				
4	<u>160</u> 7			
3	<u>22</u> 4	<u>77</u> 5	<u>135</u> 6	A
2	<u>115</u> 1	<u>26</u> 2	<u>82</u> 3	



THE ROYAL HOTEL & BRAESIDE COOKSTOWN 100



JUNIOR SUPPORT

Race 1 - Loanends MRRRC / Enkalon Junior Support A

Saturday, 26 April 2008

Pos	Class	No	Name	Machine / Sponsor	Gp	Laps	Total Time	Behind	Speed	-----Best Lap-----		
										Time	Speed	On
Race Classification												
1	SJUN	119	Adrian MULLEN	Suzuki 650	a	4	6:53.120		73.199	1:40.307	75.369	4
2	SJUN	21	Coyles WRIGHT	Suzuki 650	a	4	7:05.730	12.610	71.031	1:44.910	72.062	3
3	SJUN	13	Paul MAGUIRE	Honda 250	b	4	7:11.641	18.521	70.058	1:45.718	71.511	3
4	SJUN	47	David BLACK	Yamaha 250	b	4	7:11.844	18.724	70.025	1:45.673	71.541	4
5	SJUN	32	Myles BYRNE	Honda 400 - C.S.L.	a	4	7:15.390	22.270	69.455	1:46.310	71.113	3
6	SJUN	36	Andy FARRELL	Kawasaki 400	b	4	7:17.090	23.970	69.185	1:46.400	71.053	3
7	SJUN	23	Neil NUGENT	Suzuki 650	b	4	7:19.613	26.493	68.788	1:46.771	70.806	3
8	SJUN	19	Paul HEDISON	Honda 250	c	4	7:33.611	40.491	66.665	1:48.611	69.606	4
9	SJUN	25	Mark WADDELL	Honda 250	b	4	7:33.865	40.745	66.628	1:47.632	70.239	4
10	SJUN	93	Ciaran O CALLAGHAN	Suzuki 650	c	4	7:35.979	42.859	66.319	1:45.940	71.361	4
11	SJUN	101	Michael RUSSELL	Kawasaki 400 - JML	c	4	7:36.652	43.532	66.221	1:49.041	69.332	4
12	SJUN	34	Sean LEONARD	Honda 250 - Leonard's Coaches	c	4	7:42.247	49.127	65.420	1:50.220	68.590	4
13	SJUN	35	Colin McWHIRTER	Suzuki 650 - Chaos Racing	c	4	7:47.702	54.582	64.657	1:52.092	67.445	4
14	SJUN	112	Martin CURRAMS	Honda 250 - www.alpha-group.ie	c	4	8:06.761	1:13.641	62.125	1:49.071	69.313	4


Fastest Lap

SJUN	119	Adrian MULLEN	Suzuki 650	a						1:40.307	75.369	4
------	-----	---------------	------------	---	--	--	--	--	--	----------	--------	---

Not Classified

DNF	SJUN	75	Damien HOWARD	Suzuki 650 - P & L	a	3	5:12.442	1 Lap	72.589	1:42.079	74.060	2
DNF	SJUN	33	David HOWARD	Suzuki 650	c	2	4:25.400	2 Laps	56.971	1:53.451	66.637	1
DNF	SJUN	4	Anthony REDMOND	Yamaha 400	a	1	1:50.552	3 Laps	68.384	1:50.552	68.384	1
DNF	SJUN	129	Alistair HAWORTH	Yamaha 400	a	1	1:50.804	0.252	68.229	1:50.804	68.229	1
DNF	SJUN	54	Wayne BOYLAN	Honda 250	a	1	1:51.373	0.821	67.880	1:51.373	67.880	1

These Results are provisional and are subject to ratification by the Stewards of the Meeting.

Track	Orritor	Signed		Organising Club	Cookstown & District MCC
Length(miles)	2.1000		Chief Timekeeper	Warmup Started	
Weather	Cloudy	Issued At:	11:22:20	Race Started	11:09:13.996
Track	Damp			Gp Time Diff - b 15.168 / c 28.607	





JUNIOR SUPPORT

Race 1 - Loanends MRRRC / Enkalon Junior Support A

Saturday, 26 April 2008

DETAILED RESULT

Race Classification

1 119 Adrian MULLEN

Total Time **6:53.120** Avg Speed **73.199** Behind
Best Time **1:40.307** Best Speed **75.369** On **4** Gp **a**

Lap	Elapsed Time	Lap Time	Lap Speed
1	1:46.731	1:46.731	70.832
2	3:28.852	1:42.121	74.030
3	5:12.813	1:43.961	72.720
4	6:53.120	1:40.307	75.369

2 21 Coyles WRIGHT

Total Time **7:05.730** Avg Speed **71.031** Behind **12.610**
Best Time **1:44.910** Best Speed **72.062** On **3** Gp **a**

Lap	Elapsed Time	Lap Time	Lap Speed
1	1:49.686	1:49.686	68.924
2	3:35.169	1:45.483	71.670
3	5:20.079	1:44.910	72.062
4	7:05.730	1:45.651	71.556

3 13 Paul MAGUIRE

Total Time **7:11.641** Avg Speed **70.058** Behind **18.521**
Best Time **1:45.718** Best Speed **71.511** On **3** Gp **b**

Lap	Elapsed Time	Lap Time	Lap Speed
1	1:51.190	1:51.190	67.992
2	3:39.505	1:48.315	69.796
3	5:25.223	1:45.718	71.511
4	7:11.641	1:46.418	71.041

4 47 David BLACK

Total Time **7:11.844** Avg Speed **70.025** Behind **18.724**
Best Time **1:45.673** Best Speed **71.541** On **4** Gp **b**

Lap	Elapsed Time	Lap Time	Lap Speed
1	1:52.227	1:52.227	67.363
2	3:40.324	1:48.097	69.937
3	5:26.171	1:45.847	71.424
4	7:11.844	1:45.673	71.541

5 32 Myles BYRNE

Total Time **7:15.390** Avg Speed **69.455** Behind **22.270**
Best Time **1:46.310** Best Speed **71.113** On **3** Gp **a**

Lap	Elapsed Time	Lap Time	Lap Speed
1	1:51.794	1:51.794	67.624
2	3:40.449	1:48.655	69.578
3	5:26.759	1:46.310	71.113
4	7:15.390	1:48.631	69.593

Race Classification

6 36 Andy FARRELL

Total Time **7:17.090** Avg Speed **69.185** Behind **23.970**
Best Time **1:46.400** Best Speed **71.053** On **3** Gp **b**

Lap	Elapsed Time	Lap Time	Lap Speed
1	1:55.609	1:55.609	65.393
2	3:43.901	1:48.292	69.811
3	5:30.301	1:46.400	71.053
4	7:17.090	1:46.789	70.794

7 23 Neil NUGENT

Total Time **7:19.613** Avg Speed **68.788** Behind **26.493**
Best Time **1:46.771** Best Speed **70.806** On **3** Gp **b**

Lap	Elapsed Time	Lap Time	Lap Speed
1	1:57.067	1:57.067	64.578
2	3:45.793	1:48.726	69.533
3	5:32.564	1:46.771	70.806
4	7:19.613	1:47.049	70.622

8 19 Paul HEDISON

Total Time **7:33.611** Avg Speed **66.665** Behind **40.491**
Best Time **1:48.611** Best Speed **69.606** On **4** Gp **c**

Lap	Elapsed Time	Lap Time	Lap Speed
1	1:52.999	1:52.999	66.903
2	3:55.201	2:02.202	61.865
3	5:45.000	1:49.799	68.853
4	7:33.611	1:48.611	69.606

9 25 Mark WADDELL

Total Time **7:33.865** Avg Speed **66.628** Behind **40.745**
Best Time **1:47.632** Best Speed **70.239** On **4** Gp **b**

Lap	Elapsed Time	Lap Time	Lap Speed
1	1:59.807	1:59.807	63.101
2	3:57.289	1:57.482	64.350
3	5:46.233	1:48.944	69.393
4	7:33.865	1:47.632	70.239

10 93 Ciaran O CALLAGHAN

Total Time **7:35.979** Avg Speed **66.319** Behind **42.859**
Best Time **1:45.940** Best Speed **71.361** On **4** Gp **c**

Lap	Elapsed Time	Lap Time	Lap Speed
1	1:54.786	1:54.786	65.862
2	4:02.673	2:07.887	59.115
3	5:50.039	1:47.366	70.413
4	7:35.979	1:45.940	71.361





JUNIOR SUPPORT

Race 1 - Loanends MRRRC / Enkalon Junior Support A

Saturday, 26 April 2008

DETAILED RESULT

Race Classification

11 101 Michael RUSSELL
 Total Time **7:36.652** Avg Speed **66.221** Behind **43.532**
 Best Time **1:49.041** Best Speed **69.332** On **4** Gp **c**

Lap	Elapsed Time	Lap Time	Lap Speed
1	1:59.423	1:59.423	63.304
2	3:58.402	1:58.979	63.541
3	5:47.611	1:49.209	69.225
4	7:36.652	1:49.041	69.332

12 34 Sean LEONARD
 Total Time **7:42.247** Avg Speed **65.420** Behind **49.127**
 Best Time **1:50.220** Best Speed **68.590** On **4** Gp **c**

Lap	Elapsed Time	Lap Time	Lap Speed
1	2:02.805	2:02.805	61.561
2	4:00.479	1:57.674	64.245
3	5:52.027	1:51.548	67.774
4	7:42.247	1:50.220	68.590

13 35 Colin McWHIRTER
 Total Time **7:47.702** Avg Speed **64.657** Behind **54.582**
 Best Time **1:52.092** Best Speed **67.445** On **4** Gp **c**

Lap	Elapsed Time	Lap Time	Lap Speed
1	2:00.778	2:00.778	62.594
2	4:02.380	2:01.602	62.170
3	5:55.610	1:53.230	66.767
4	7:47.702	1:52.092	67.445

14 112 Martin CURRAMS
 Total Time **8:06.761** Avg Speed **62.125** Behind **1:13.641**
 Best Time **1:49.071** Best Speed **69.313** On **4** Gp **c**

Lap	Elapsed Time	Lap Time	Lap Speed
1	2:01.258	2:01.258	62.346
2	4:22.279	2:21.021	53.609
3	6:17.690	1:55.411	65.505
4	8:06.761	1:49.071	69.313

Not Classified

DNF 75 Damien HOWARD
 Total Time **5:12.442** Avg Speed **72.589** Behind **1 Lap**
 Best Time **1:42.079** Best Speed **74.060** On **2** Gp **a**

Lap	Elapsed Time	Lap Time	Lap Speed
1	1:47.994	1:47.994	70.004
2	3:30.073	1:42.079	74.060
3	5:12.442	1:42.369	73.850

Not Classified

DNF 33 David HOWARD
 Total Time **4:25.400** Avg Speed **56.971** Behind **2 Laps**
 Best Time **1:53.451** Best Speed **66.637** On **1** Gp **c**

Lap	Elapsed Time	Lap Time	Lap Speed
1	1:53.451	1:53.451	66.637
2	4:25.400	2:31.949	49.754

DNF 4 Anthony REDMOND
 Total Time **1:50.552** Avg Speed **68.384** Behind **3 Laps**
 Best Time **1:50.552** Best Speed **68.384** On **1** Gp **a**

Lap	Elapsed Time	Lap Time	Lap Speed
1	1:50.552	1:50.552	68.384


DNF 129 Alistair HAWORTH
 Total Time **1:50.804** Avg Speed **68.229** Behind **0.252**
 Best Time **1:50.804** Best Speed **68.229** On **1** Gp **a**

Lap	Elapsed Time	Lap Time	Lap Speed
1	1:50.804	1:50.804	68.229

DNF 54 Wayne BOYLAN
 Total Time **1:51.373** Avg Speed **67.880** Behind **0.821**
 Best Time **1:51.373** Best Speed **67.880** On **1** Gp **a**

Lap	Elapsed Time	Lap Time	Lap Speed
1	1:51.373	1:51.373	67.880





JUNIOR SUPPORT

Race 1 - Loanends MRRC / Enkalon Junior Support A

LAP CHART

1

No	Name	G	Elapsed Time	Lap Time
119	Adrian MULLEN	a	1:46.731	1:46.731
75	Damien HOWARD	a	1:47.994	1:47.994
21	Coyles WRIGHT	a	1:49.686	1:49.686
4	Anthony REDMOND	a	1:50.552	1:50.552
129	Alistair HAWORTH	a	1:50.804	1:50.804
13	Paul MAGUIRE	b	1:51.190	1:51.190
54	Wayne BOYLAN	a	1:51.373	1:51.373
32	Myles BYRNE	a	1:51.794	1:51.794
47	David BLACK	b	1:52.227	1:52.227
19	Paul HEDISON	c	1:52.999	1:52.999
33	David HOWARD	c	1:53.451	1:53.451
93	Ciaran O CALLAGHAN	c	1:54.786	1:54.786
36	Andy FARRELL	b	1:55.609	1:55.609
23	Neil NUGENT	b	1:57.067	1:57.067
101	Michael RUSSELL	c	1:59.423	1:59.423
25	Mark WADDELL	b	1:59.807	1:59.807
35	Colin McWHIRTER	c	2:00.778	2:00.778
112	Martin CURRAMS	c	2:01.258	2:01.258
34	Sean LEONARD	c	2:02.805	2:02.805

2

No	Name	G	Elapsed Time	Lap Time
119	Adrian MULLEN	a	3:28.852	1:42.121
75	Damien HOWARD	a	3:30.073	1:42.079
21	Coyles WRIGHT	a	3:35.169	1:45.483
13	Paul MAGUIRE	b	3:39.505	1:48.315
47	David BLACK	b	3:40.324	1:48.097
32	Myles BYRNE	a	3:40.449	1:48.655
36	Andy FARRELL	b	3:43.901	1:48.292
23	Neil NUGENT	b	3:45.793	1:48.726
19	Paul HEDISON	c	3:55.201	2:02.202
25	Mark WADDELL	b	3:57.289	1:57.482
101	Michael RUSSELL	c	3:58.402	1:58.979
34	Sean LEONARD	c	4:00.479	1:57.674
35	Colin McWHIRTER	c	4:02.380	2:01.602
93	Ciaran O CALLAGHAN	c	4:02.673	2:07.887
112	Martin CURRAMS	c	4:22.279	2:21.021
33	David HOWARD	c	4:25.400	2:31.949

3

No	Name	G	Elapsed Time	Lap Time
75	Damien HOWARD	a	5:12.442	1:42.369
119	Adrian MULLEN	a	5:12.813	1:43.961
21	Coyles WRIGHT	a	5:20.079	1:44.910
13	Paul MAGUIRE	b	5:25.223	1:45.718
47	David BLACK	b	5:26.171	1:45.847
32	Myles BYRNE	a	5:26.759	1:46.310
36	Andy FARRELL	b	5:30.301	1:46.400
23	Neil NUGENT	b	5:32.564	1:46.771
19	Paul HEDISON	c	5:45.000	1:49.799
25	Mark WADDELL	b	5:46.233	1:48.944
101	Michael RUSSELL	c	5:47.611	1:49.209
93	Ciaran O CALLAGHAN	c	5:50.039	1:47.366
34	Sean LEONARD	c	5:52.027	1:51.548
35	Colin McWHIRTER	c	5:55.610	1:53.230
112	Martin CURRAMS	c	6:17.690	1:55.411

4

No	Name	G	Elapsed Time	Lap Time
119	Adrian MULLEN	a	6:53.120	1:40.307
21	Coyles WRIGHT	a	7:05.730	1:45.651
13	Paul MAGUIRE	b	7:11.641	1:46.418
47	David BLACK	b	7:11.844	1:45.673
32	Myles BYRNE	a	7:15.390	1:48.631
36	Andy FARRELL	b	7:17.090	1:46.789
23	Neil NUGENT	b	7:19.613	1:47.049
19	Paul HEDISON	c	7:33.611	1:48.611
25	Mark WADDELL	b	7:33.865	1:47.632
93	Ciaran O CALLAGHAN	c	7:35.979	1:45.940
101	Michael RUSSELL	c	7:36.652	1:49.041
34	Sean LEONARD	c	7:42.247	1:50.220
35	Colin McWHIRTER	c	7:47.702	1:52.092
112	Martin CURRAMS	c	8:06.761	1:49.071






JUNIOR SUPPORT

Race 3 - Whitestone Agencies Junior Support B

Saturday, 26 April 2008

Pos	Class	No	Name	Machine / Sponsor	Gp	Laps	Total Time	Behind	Speed	-----Best Lap-----		
										Time	Speed	On
Race Classification												
1	SJUN	115	Timmy TURTLE	Suzuki 650	a	3	5:20.945		70.666	1:44.474	72.363	3
2	SJUN	22	Richard FORD	Kawasaki 400	a	3	5:21.890	0.945	70.459	1:44.702	72.205	2
3	SJUN	77	Mark SHIELS	Kawasaki 650	a	3	5:23.261	2.316	70.160	1:45.261	71.821	3
4	SJUN	26	Ross JOHNSTON	Kawasaki 400	a	3	5:26.162	5.217	69.536	1:44.963	72.025	3
5	SJUN	24	Bryan ALLAN	Honda 250	b	3	5:32.349	11.404	68.242	1:46.519	70.973	3
6	SJUN	160	Padraig CAMPBELL	Honda 400	a	3	5:35.904	14.959	67.519	1:48.827	69.468	3
7	SJUN	82	George THOMPSON	Yamaha 250 - Alexander	a	3	5:37.785	16.840	67.143	1:50.452	68.446	2
8	SJUN	135	Paul GARTLAND	Yamaha 400	a	3	5:38.169	17.224	67.067	1:50.297	68.542	2
9	SJUN	50	Liam McALEER	Kawasaki 400	b	3	5:39.190	18.245	66.865	1:50.007	68.723	3
10	SJUN	28	Rodney LITTLE	Kawasaki 400	b	3	5:41.246	20.301	66.462	1:51.066	68.068	3
11	SJUN	177	Ian HOLMES	Kawasaki 400	b	3	5:48.220	27.275	65.131	1:53.694	66.494	3
Fastest Lap												
	SJUN	115	Timmy TURTLE	Suzuki 650	a					1:44.474	72.363	3
Not Classified												
DNF	SJUN	29	Neil LYONS	Honda 400 - Cassidy	b	3	5:31.252	10.307	68.468	1:47.267	70.478	3

These Results are provisional and are subject to ratification by the Stewards of the Meeting.

Track	Orritor	Signed		Organising Club	Cookstown & District MCC
Length(miles)	2.1000		Chief Timekeeper	Warmup Started	
Weather	Sunny			Race Started	12:01:34.502
Track	Dry	Issued At:	12:40:23	Gp Time Diff - b	11.62





JUNIOR SUPPORT

Race 3 - Whitestone Agencies Junior Support B

Saturday, 26 April 2008

DETAILED RESULT

Race Classification

1 115 Timmy TURTLE

Total Time **5:20.945** Avg Speed **70.666** Behind
Best Time **1:44.474** Best Speed **72.363** On **3** Gp **a**

Lap	Elapsed Time	Lap Time	Lap Speed
1	1:51.103	1:51.103	68.045
2	3:36.471	1:45.368	71.749
3	5:20.945	1:44.474	72.363

2 22 Richard FORD

Total Time **5:21.890** Avg Speed **70.459** Behind **0.945**
Best Time **1:44.702** Best Speed **72.205** On **2** Gp **a**

Lap	Elapsed Time	Lap Time	Lap Speed
1	1:51.380	1:51.380	67.876
2	3:36.082	1:44.702	72.205
3	5:21.890	1:45.808	71.450

3 77 Mark SHIELS

Total Time **5:23.261** Avg Speed **70.160** Behind **2.316**
Best Time **1:45.261** Best Speed **71.821** On **3** Gp **a**

Lap	Elapsed Time	Lap Time	Lap Speed
1	1:51.935	1:51.935	67.539
2	3:38.000	1:46.065	71.277
3	5:23.261	1:45.261	71.821

4 26 Ross JOHNSTON

Total Time **5:26.162** Avg Speed **69.536** Behind **5.217**
Best Time **1:44.963** Best Speed **72.025** On **3** Gp **a**

Lap	Elapsed Time	Lap Time	Lap Speed
1	1:54.694	1:54.694	65.915
2	3:41.199	1:46.505	70.983
3	5:26.162	1:44.963	72.025

5 24 Bryan ALLAN

Total Time **5:32.349** Avg Speed **68.242** Behind **11.404**
Best Time **1:46.519** Best Speed **70.973** On **3** Gp **b**

Lap	Elapsed Time	Lap Time	Lap Speed
1	1:57.481	1:57.481	64.351
2	3:45.830	1:48.349	69.775
3	5:32.349	1:46.519	70.973

Race Classification

6 160 Pdraig CAMPBELL

Total Time **5:35.904** Avg Speed **67.519** Behind **14.959**
Best Time **1:48.827** Best Speed **69.468** On **3** Gp **a**

Lap	Elapsed Time	Lap Time	Lap Speed
1	1:56.767	1:56.767	64.744
2	3:47.077	1:50.310	68.534
3	5:35.904	1:48.827	69.468

7 82 George THOMPSON

Total Time **5:37.785** Avg Speed **67.143** Behind **16.840**
Best Time **1:50.452** Best Speed **68.446** On **2** Gp **a**

Lap	Elapsed Time	Lap Time	Lap Speed
1	1:56.639	1:56.639	64.815
2	3:47.091	1:50.452	68.446
3	5:37.785	1:50.694	68.296

8 135 Paul GARTLAND

Total Time **5:38.169** Avg Speed **67.067** Behind **17.224**
Best Time **1:50.297** Best Speed **68.542** On **2** Gp **a**

Lap	Elapsed Time	Lap Time	Lap Speed
1	1:57.348	1:57.348	64.424
2	3:47.645	1:50.297	68.542
3	5:38.169	1:50.524	68.401

9 50 Liam McALEER

Total Time **5:39.190** Avg Speed **66.865** Behind **18.245**
Best Time **1:50.007** Best Speed **68.723** On **3** Gp **b**


Lap	Elapsed Time	Lap Time	Lap Speed
1	1:57.177	1:57.177	64.518
2	3:49.183	1:52.006	67.496
3	5:39.190	1:50.007	68.723

10 28 Rodney LITTLE

Total Time **5:41.246** Avg Speed **66.462** Behind **20.301**
Best Time **1:51.066** Best Speed **68.068** On **3** Gp **b**

Lap	Elapsed Time	Lap Time	Lap Speed
1	1:58.741	1:58.741	63.668
2	3:50.180	1:51.439	67.840
3	5:41.246	1:51.066	68.068





JUNIOR SUPPORT

Race 3 - Whitestone Agencies Junior Support B

Saturday, 26 April 2008

DETAILED RESULT

Race Classification

11 177 Ian HOLMES

Total Time **5:48.220** Avg Speed **65.131** Behind **27.275**

Best Time **1:53.694** Best Speed **66.494** On **3** Gp **b**

Lap	Elapsed Time	Lap Time	Lap Speed
1	1:59.879	1:59.879	63.064
2	3:54.526	1:54.647	65.942
3	5:48.220	1:53.694	66.494

Not Classified


DNF 29 Neil LYONS

Total Time **5:31.252** Avg Speed **68.468** Behind **10.307**

Best Time **1:47.267** Best Speed **70.478** On **3** Gp **b**

Lap	Elapsed Time	Lap Time	Lap Speed
1	1:56.085	1:56.085	65.125
2	3:43.985	1:47.900	70.065
3	5:31.252	1:47.267	70.478





JUNIOR SUPPORT

Race 3 - Whitestone Agencies Junior Support B

LAP CHART

1

No	Name	G	Elapsed Time	Lap Time
115	Timmy TURTLE	a	1:51.103	1:51.103
22	Richard FORD	a	1:51.380	1:51.380
77	Mark SHIELS	a	1:51.935	1:51.935
26	Ross JOHNSTON	a	1:54.694	1:54.694
29	Neil LYONS	b	1:56.085	1:56.085
82	George THOMPSON	a	1:56.639	1:56.639
160	Padraig CAMPBELL	a	1:56.767	1:56.767
50	Liam McALEER	b	1:57.177	1:57.177
135	Paul GARTLAND	a	1:57.348	1:57.348
24	Bryan ALLAN	b	1:57.481	1:57.481
28	Rodney LITTLE	b	1:58.741	1:58.741
177	Ian HOLMES	b	1:59.879	1:59.879

2

No	Name	G	Elapsed Time	Lap Time
22	Richard FORD	a	3:36.082	1:44.702
115	Timmy TURTLE	a	3:36.471	1:45.368
77	Mark SHIELS	a	3:38.000	1:46.065
26	Ross JOHNSTON	a	3:41.199	1:46.505
29	Neil LYONS	b	3:43.985	1:47.900
24	Bryan ALLAN	b	3:45.830	1:48.349
160	Padraig CAMPBELL	a	3:47.077	1:50.310
82	George THOMPSON	a	3:47.091	1:50.452
135	Paul GARTLAND	a	3:47.645	1:50.297
50	Liam McALEER	b	3:49.183	1:52.006
28	Rodney LITTLE	b	3:50.180	1:51.439
177	Ian HOLMES	b	3:54.526	1:54.647

3

No	Name	G	Elapsed Time	Lap Time
115	Timmy TURTLE	a	5:20.945	1:44.474
22	Richard FORD	a	5:21.890	1:45.808
77	Mark SHIELS	a	5:23.261	1:45.261
26	Ross JOHNSTON	a	5:26.162	1:44.963
29	Neil LYONS	b	5:31.252	1:47.267
24	Bryan ALLAN	b	5:32.349	1:46.519
160	Padraig CAMPBELL	a	5:35.904	1:48.827
82	George THOMPSON	a	5:37.785	1:50.694
135	Paul GARTLAND	a	5:38.169	1:50.524
50	Liam McALEER	b	5:39.190	1:50.007
28	Rodney LITTLE	b	5:41.246	1:51.066
177	Ian HOLMES	b	5:48.220	1:53.694

