



Royal Hotel
& BRAESIDE

COOKSTOWN 100

Friday 27th & Saturday 28th April 2007


promoted by Cookstown & District MCC
www.cookstown100.co.uk



OPEN B

&

S. P. HARKNESS CONSTRUCTION
COOKSTOWN 100 B



Department of
**Agriculture and
Rural Development**
www.dardni.gov.uk

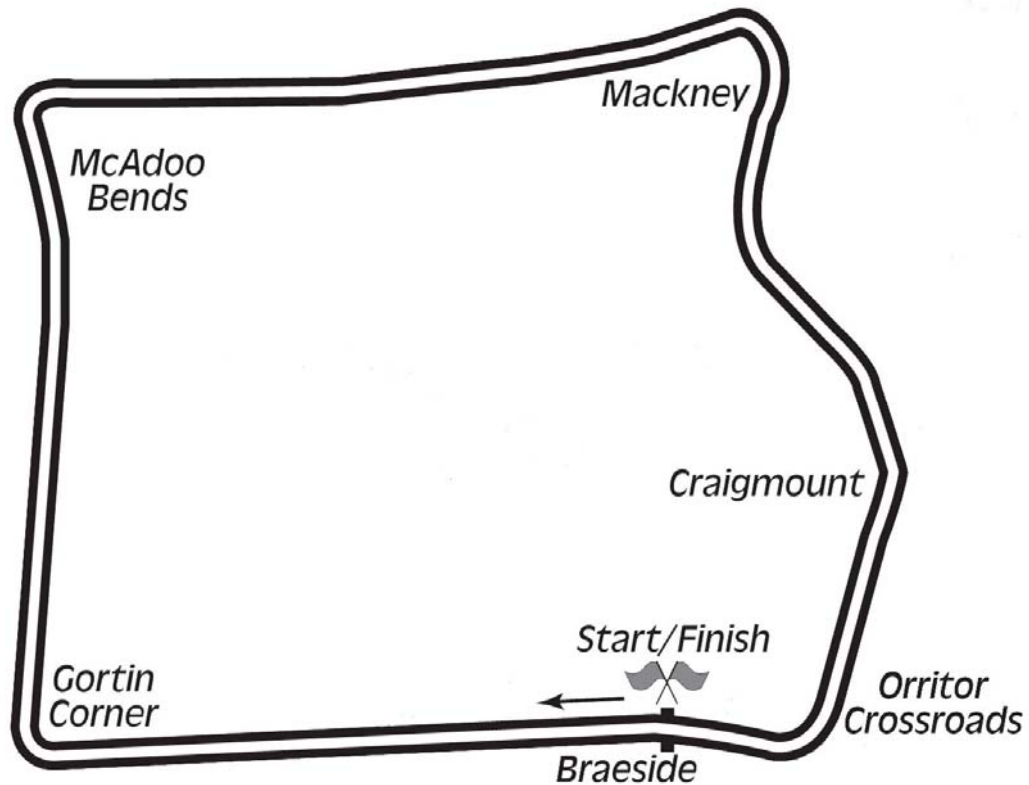


2&4
WHEEL MOTORSPORT
STEERING GROUP LTD.



Orritor Circuit

2.1 miles



LAP RECORDS

Class	Rider	Machine	m	s	mph	Year
125cc	Darran Lindsay	Honda	1	34.778	79.765	2005
250cc	Davy Morgan	Honda	1	32.262	81.941	2006
Supersport 600	Ryan Farquhar	Kawasaki	1	27.636	86.266	2005
Open 1000cc	Martin Finnegan	Honda	1	25.788	88.124	2006
Support 750cc	Wayne Kirwan	Suzuki	1	32.086	82.097	2006
Support 400cc	Michael Dunlop	250 Yamaha	1	36.181	78.602	2006
Classic 1000cc	Wattie Brown	920 Norton	1	40.273	75.394	2006
Classic 500cc	Colin Rodgers	Honda	1	42.787	73.550	2004
Classic 350cc	Paul Coward	Honda	1	43.421	73.099	2004
Classic 250cc	Geoff McMullan	Suzuki	1	47.294	70.461	2006

THE ROYAL HOTEL & BRAESIDE COOKSTOWN 100

Sorted on Best Lap time

OPEN

Orritor 2.100 Miles

Group A Qualifying

27/04/2007 21:10

Practice

Pos	Class	No.	Name	Machine	Team/Sponsor	Best Tm	Diff	Gap	Best Spd	Lap	Laps	2nd Best
1	Open	86	Cameron DONALD	Honda	Robinson Concrete	1:27.594	-	-	86.307	4	5	1:27.685
2	Open	24	Keith AMOR	Honda	Robinson Concrete	1:29.543	+1.949	+1.949	84.429	4	5	1:29.551
3	Open	13	Adrian ARCHIBALD	Suzuki	Relentless Suzuki by TAS	1:30.179	+2.585	+0.636	83.833	4	4	1:30.584
4	Open	10	Raymond PORTER	Kawasaki	McAdoo/Gortreagh Printing	1:30.321	+2.727	+0.142	83.701	4	5	1:30.503
5	Open	12	John DONNAN	Honda	JD's Motorcycles	1:31.597	+4.003	+1.276	82.535	3	5	1:32.388
6	Open	23	Andrew BRADY	Suzuki 750	Brennan Lectros	1:31.905	+4.311	+0.308	82.259	4	5	1:33.034
7	Open	7	Adrian McFARLAND	Yamaha	Team Hardship Racing	1:32.013	+4.419	+0.108	82.162	4	5	1:33.724
8	Open	34	Dwyer AGNEW	Kawasaki	A.I.R.	1:32.508	+4.914	+0.495	81.723	3	5	1:32.628
9	Open	71	Davy MORGAN	Honda	Investasure	1:32.589	+4.995	+0.081	81.651	4	5	1:34.790
10	Open	20	David COUGHLAN	Yamaha	Ridge Developments	1:32.610	+5.016	+0.021	81.633	3	5	1:32.627
11	Open	40	Dave MILLING	Aprilia	Aprilia UK	1:32.760	+5.166	+0.150	81.501	4	5	1:32.895
12	Open	18	Shane CONNOR	Yamaha	JD's Motorcycles	1:32.845	+5.251	+0.085	81.426	4	5	1:34.042
13	Open	9	Wayne KIRWAN	Suzuki 750	JD's Motorcycles	1:33.427	+5.833	+0.582	80.919	4	5	1:34.720
14	Open	35	Trevor FERGUSON	Suzuki		1:33.487	+5.893	+0.060	80.867	3	5	1:33.578
15	Open	16	John BURROWS	Honda	HM Sports Motorhomes	1:33.757	+6.163	+0.270	80.634	3	4	1:33.922
16	Open	21	Alan CONNOR	Suzuki	Dunshaughlin RRSC	1:34.212	+6.618	+0.455	80.245	4	5	1:35.177
17	Open	33	Liam QUINN	Yamaha	Team Racing	1:34.302	+6.708	+0.090	80.168	4	5	1:36.461
18	Open	70	Victor GILMORE	Yamaha	T Lindsay	1:34.351	+6.757	+0.049	80.126	3	5	1:35.188
19	Open	14	Carl RENNIE	Kawasaki	Hawk Kawasaki	1:34.378	+6.784	+0.027	80.103	4	5	1:34.475
20	Open	41	James McCULLAGH	Suzuki 600		1:34.450	+6.856	+0.072	80.042	4	5	1:34.962
21	Open	65	Darren RICHARDSON	Honda		1:34.815	+7.221	+0.365	79.734	3	5	1:34.874
22	Open	19	Geoff DOWNEY	Suzuki		1:35.029	+7.435	+0.214	79.555	3	5	1:35.455
23	Open	74	Andrew NEILL	Yamaha 600	Moira MRC	1:35.201	+7.607	+0.172	79.411	4	5	1:36.740
24	Open	8	Oily O'CONNOR	Yamaha	Matflo	1:35.452	+7.858	+0.251	79.202	3	5	1:36.749
25	Open	39	James REDPATH	Suzuki	MK	1:35.541	+7.947	+0.089	79.128	2	5	1:35.804
26	Open	30	Wayne KENNEDY	Suzuki 600	Rainbow Amusements	1:36.622	+9.028	+1.081	78.243	3	5	1:37.570
27	Open	1	Anthony McCOLGAN	Suzuki 600		1:37.662	+10.068	+1.040	77.410	2	5	1:38.012
28	Open	99	Andrew COURTNEY	Yamaha	Team Hardship Racing	1:39.001	+11.407	+1.339	76.363	4	5	1:39.619
29	Open	93	Paul CRANSTON	Honda	P&J	----	-	-	-	1	1	----

THE ROYAL HOTEL & BRAESIDE COOKSTOWN 100

OPEN

Group A Qualifying

Practice

Orritor 2.100 Miles

27/04/2007 21:10

(86) Cameron DONALD

1	--:--	
2	1:30.559	+2.965
3	1:28.534	+0.940
4	1:27.594	-
5	1:27.685	+0.091

(20) David COUGHLAN

1	--:--	
2	1:34.118	+1.508
3	1:32.610	-
4	1:32.627	+0.017
5	2:06.362	+33.752

(14) Carl RENNIE

1	--:--	
2	1:34.475	+0.097
3	1:36.083	+1.705
4	1:34.378	-
5	1:57.996	+23.618

5 **2:02.456** +24.794

(99) Andrew COURTNEY

1	--:--	
2	1:40.535	+1.534
3	1:39.619	+0.618
4	1:39.001	-
5	2:01.624	+22.623

(24) Keith AMOR

1	--:--	
2	1:31.094	+1.551
3	1:29.551	+0.008
4	1:29.543	-
5	1:35.424	+5.881

(40) Dave MILLING

1	--:--	
2	1:34.318	+1.558
3	1:32.895	+0.135
4	1:32.760	-
5	1:53.739	+20.979

(41) James McCULLAGH

1	--:--	
2	1:36.801	+2.351
3	1:34.962	+0.512
4	1:34.450	-
5	1:52.512	+18.062

(93) Paul CRANSTON

1	--:--	
---	-------	--

(13) Adrian ARCHIBALD

1	--:--	
2	1:31.270	+1.091
3	1:30.584	+0.405
4	1:30.179	-

(18) Shane CONNOR

1	--:--	
2	1:38.090	+5.245
3	1:34.042	+1.197
4	1:32.845	-
5	2:00.637	+27.792

(65) Darren RICHARDSON

1	--:--	
2	1:35.890	+1.075
3	1:34.815	-
4	1:34.874	+0.059
5	2:02.052	+27.237

(10) Raymond PORTER

1	--:--	
2	1:31.320	+0.999
3	1:30.503	+0.182
4	1:30.321	-
5	2:03.776	+33.455

(9) Wayne KIRWAN

1	--:--	
2	1:38.050	+4.623
3	1:34.720	+1.293
4	1:33.427	-
5	2:01.242	+27.815

(19) Geoff DOWNEY

1	--:--	
2	1:37.480	+2.451
3	1:35.029	-
4	1:35.455	+0.426
5	2:01.156	+26.127

(12) John DONNAN

1	--:--	
2	1:34.473	+2.876
3	1:31.597	-
4	1:32.388	+0.791
5	1:44.627	+13.030

(35) Trevor FERGUSON

1	--:--	
2	1:38.210	+4.723
3	1:33.487	-
4	1:33.578	+0.091
5	2:09.979	+36.492

(74) Andrew NEILL

1	--:--	
2	1:37.716	+2.515
3	1:36.740	+1.539
4	1:35.201	-
5	2:01.661	+26.460

(23) Andrew BRADY

1	--:--	
2	1:33.427	+1.522
3	1:33.034	+1.129
4	1:31.905	-
5	2:06.808	+34.903

(16) John BURROWS

1	--:--	
2	1:36.888	+3.131
3	1:33.757	-
4	1:33.922	+0.165

(8) Ollly O'CONNOR

1	--:--	
2	1:36.749	+1.297
3	1:35.452	-
4	1:37.496	+2.044
5	2:01.995	+26.543

(7) Adrian McFARLAND

1	--:--	
2	1:33.878	+1.865
3	1:33.724	+1.711
4	1:32.013	-
5	2:05.033	+33.020

(21) Alan CONNOR

1	--:--	
2	1:37.137	+2.925
3	1:35.177	+0.965
4	1:34.212	-
5	2:03.872	+29.660

(39) James REDPATH

1	--:--	
2	1:35.541	-
3	2:15.019	+39.478
4	1:35.804	+0.263
5	2:10.854	+35.313

(34) Dwyer AGNEW

1	--:--	
2	1:34.852	+2.344
3	1:32.508	-
4	1:32.628	+0.120
5	2:05.791	+33.283

(33) Liam QUINN

1	--:--	
2	1:37.611	+3.309
3	1:36.461	+2.159
4	1:34.302	-
5	2:02.277	+27.975

(30) Wayne KENNEDY

1	--:--	
2	1:37.570	+0.948
3	1:36.622	-
4	1:37.920	+1.298
5	1:55.835	+19.213

(71) Davy MORGAN

1	--:--	
2	1:37.152	+4.563
3	1:34.790	+2.201
4	1:32.589	-
5	2:14.665	+42.076

(70) Victor GILMORE

1	--:--	
2	1:36.747	+2.396
3	1:34.351	-
4	1:35.188	+0.837
5	2:02.127	+27.776

(1) Anthony McCOLGAN

1	--:--	
2	1:37.662	-
3	1:58.970	+21.308
4	1:38.012	+0.350

THE ROYAL HOTEL & BRAESIDE COOKSTOWN 100

Sorted on Best Lap time

OPEN

Orritor 2.100 Miles

Group B Qualifying

27/04/2007 21:30

Practice

Pos	Class	No.	Name	Machine	Team/Sponsor	Best Tm	Diff	Gap	Best Spd	Lap	Laps	2nd Best
1	Open	49	Conor CUMMINS	Yamaha	Team Millsport Racing	1:32.086	-	-	82.097	3	5	1:34.653
2	Open	72	Kevin FITZPATRICK	Suzuki		1:33.134	+1.048	+1.048	81.173	4	6	1:34.787
3	Open	87	Michael WELDON	Yamaha	Malahide Carpentry	1:34.270	+2.184	+1.136	80.195	3	5	1:35.897
4	Open	110	Tim MAHER	Suzuki		1:35.090	+3.004	+0.820	79.504	4	5	1:35.307
5	Open	69	Peter NEWELL	Kawasaki	C4 Racing	1:35.547	+3.461	+0.457	79.123	3	5	1:37.684
6	Open	127	James McCANN	Suzuki 750	Highway Barrier Solutions	1:35.676	+3.590	+0.129	79.017	3	5	1:35.690
7	Open	61	John WALSH	Yamaha		1:36.058	+3.972	+0.382	78.702	2	5	1:38.212
8	Open	6	William DUNLOP	Suzuki	Raymond Lilley Electrical	1:36.991	+4.905	+0.933	77.945	2	2	----
9	Open	22	Stephen McILVENNA	Honda	T7 Murray	1:37.266	+5.180	+0.275	77.725	4	5	1:40.070
10	Open	151	Mark MORGAN	Suzuki 750	Sam McKeown	1:37.363	+5.277	+0.097	77.648	4	5	1:38.453
11	Open	123	Declan O'MEARA	Yamaha		1:37.583	+5.497	+0.220	77.473	3	5	1:38.730
12	Open	15	Timmy TURTL	Yamaha 600		1:37.656	+5.570	+0.073	77.415	3	5	1:41.274
13	Open	27	Leo FITZGERALD	Suzuki 600		1:37.778	+5.692	+0.122	77.318	4	4	1:39.816
14	Open	80	Phill ARCHER	Triumph 675		1:37.883	+5.797	+0.105	77.235	3	5	1:38.857
15	Open	26	Dennis BOOTH	Suzuki 750		1:37.954	+5.868	+0.071	77.179	3	5	1:40.082
16	Open	73	Scott WILSON	Suzuki 750	PRF Racing	1:38.231	+6.145	+0.277	76.961	4	5	1:40.493
17	Open	53	Philip SHANNON	Honda 600		1:38.990	+6.904	+0.759	76.371	3	5	1:39.465
18	Open	4	Barry DAVIDSON	Honda 600	Maine Road Racing	1:39.483	+7.397	+0.493	75.993	3	4	1:41.718
19	Open	2	Emlyn HUGHES	Yamaha 600		1:39.659	+7.573	+0.176	75.859	3	5	1:40.075
20	Open	119	Adrian MULLEN	Yamaha 600		1:39.940	+7.854	+0.281	75.645	3	5	1:41.493
21	Open	5	Noel HUDSON	Kawasaki	AJS	1:39.948	+7.862	+0.008	75.639	2	5	1:40.258
22	Open	29	Ryan McCAY	Triumph 675		1:39.970	+7.884	+0.022	75.623	3	5	1:40.523
23	Open	48	Gareth COSTELLO	Yamaha 600		1:40.035	+7.949	+0.065	75.574	2	5	1:40.990
24	Open	50	James BRESLIN	Kawasaki		1:40.083	+7.997	+0.048	75.537	3	5	1:42.439
25	Open	51	Andrew BROWN	Aprilia	Freeway Lift Services	1:40.117	+8.031	+0.034	75.512	2	5	1:42.118
26	Open	68	Neil VICARS	Honda 600		1:40.615	+8.529	+0.498	75.138	4	5	1:42.370
27	Open	31	Eric WILSON	Yamaha 600		1:40.897	+8.811	+0.282	74.928	3	5	1:41.023
28	Open	82	Lars JONES	Yamaha 600		1:41.127	+9.041	+0.230	74.757	3	5	1:41.805
29	Open	191	Jack WILLIAMSON	Suzuki 750	Maineside Racing	1:43.635	+11.549	+2.508	72.948	3	4	1:44.191
30	Open	57	Adrian LOGUE	Suzuki 750		1:44.914	+12.828	+1.279	72.059	3	5	1:46.637
31	Open	3	Michael DUNLOP	Yamaha	D & M Racing	1:45.547	+13.461	+0.633	71.627	3	3	1:47.694
32	Open	37	Stephen O'BRIEN	Honda 250		1:45.998	+13.912	+0.451	71.322	2	4	1:46.707
33	Open	511	Maurice WALKER	Yamaha 250		1:47.204	+15.118	+1.206	70.520	3	4	1:48.450
34	Open	43	Keith COSTELLO	Kawasaki 600		----	-	-	-	1	1	----

THE ROYAL HOTEL & BRAESIDE COOKSTOWN 100

OPEN

Group B Qualifying

Practice

Orritor 2.100 Miles

27/04/2007 21:30

(49) Conor CUMMINS			(151) Mark MORGAN			(82) Lars JONES		
1	----		1	----		1	----	
2	1:35.880	+3.794	2	1:38.558	+1.195	2	1:43.347	+3.688
3	1:32.086	-	3	1:38.453	+1.090	3	1:39.659	-
4	1:34.653	+2.567	4	1:37.363	-	4	1:40.075	+0.416
5	2:40.021	+1:07.935	5	2:28.384	+51.021	5	2:22.298	+42.639
(72) Kevin FITZPATRICK			(123) Declan O'MEARA			(119) Adrian MULLEN		
1	----		1	----		1	----	
2	1:36.074	+2.940	2	1:38.730	+1.147	2	1:41.493	+1.553
3	1:34.787	+1.653	3	1:37.583	-	3	1:39.940	-
4	1:33.134	-	4	1:39.497	+1.914	4	1:42.320	+2.380
5	1:35.998	+2.864	5	2:26.401	+48.818	5	2:07.076	+27.136
6	2:01.511	+28.377	(15) Timmy TURTLE			(5) Noel HUDSON		
(87) Michael WELDON			1	----		1	----	
1	----		2	1:41.314	+3.658	2	1:39.948	-
2	1:35.897	+1.627	3	1:37.656	-	3	1:40.258	+0.310
3	1:34.270	-	4	1:41.274	+3.618	4	1:42.236	+2.288
4	1:36.488	+2.218	5	2:10.280	+32.624	5	2:30.350	+50.402
5	2:01.863	+27.593	(27) Leo FITZGERALD			(29) Ryan McCAY		
(110) Tim MAHER			1	----		1	----	
1	----		2	1:41.492	+3.714	2	1:44.339	+4.369
2	1:37.524	+2.434	3	1:39.816	+2.038	3	1:39.970	-
3	1:35.307	+0.217	4	1:37.778	-	4	1:40.523	+0.553
4	1:35.090	-	(80) Phill ARCHER			(48) Gareth COSTELLO		
5	2:22.802	+47.712	1	----		1	----	
(69) Peter NEWELL			2	1:40.913	+3.030	2	1:40.035	-
1	----		3	1:37.883	-	3	1:41.375	+1.340
2	1:38.351	+2.804	4	1:38.857	+0.974	4	1:40.990	+0.955
3	1:35.547	-	5	1:59.384	+21.501	5	2:10.730	+30.695
4	1:37.684	+2.137	(26) Dennis BOOTH			(50) James BRESLIN		
5	2:30.606	+55.059	1	----		1	----	
(127) James McCANN			2	1:40.082	+2.128	2	1:43.453	+3.370
1	----		3	1:37.954	-	3	1:40.083	-
2	1:35.690	+0.014	4	1:40.424	+2.470	4	1:42.439	+2.356
3	1:35.676	-	5	2:40.369	+1:02.415	5	2:06.782	+26.699
4	1:39.071	+3.395	(73) Scott WILSON			(51) Andrew BROWN		
5	2:18.661	+42.985	1	----		1	----	
(61) John WALSH			2	1:40.493	+2.262	2	1:40.117	-
1	----		3	1:40.553	+2.322	3	1:43.093	+2.976
2	1:36.058	-	4	1:38.231	-	4	1:42.118	+2.001
3	1:38.212	+2.154	5	2:20.687	+42.456	5	2:14.227	+34.110
4	1:39.106	+3.048	(53) Phillip SHANNON			(68) Neil VICARS		
5	2:08.812	+32.754	1	----		1	----	
(6) William DUNLOP			2	1:44.658	+5.668	2	1:44.389	+3.774
1	----		3	1:38.990	-	3	1:42.370	+1.755
2	1:36.991	-	4	1:39.465	+0.475	4	1:40.615	-
(22) Stephen McILVENNA			5	2:06.541	+27.551	5	2:25.932	+45.317
1	----		(4) Barry DAVIDSON			(31) Eric WILSON		
2	1:41.238	+3.972	1	----		1	----	
3	1:40.070	+2.804	2	1:41.718	+2.235	2	1:44.189	+3.292
4	1:37.266	-	3	1:39.483	-	3	1:40.897	-
5	2:03.853	+26.587	4	1:42.273	+2.790	4	1:41.023	+0.126
(2) Emlyn HUGHES			(2) Emlyn HUGHES			(2) Emlyn HUGHES		
(2) Emlyn HUGHES			(2) Emlyn HUGHES			(2) Emlyn HUGHES		

Printed: 27/04/2007 20:58:12

Licensed to: MCUI

Provisional results subject to confirmation by the Stewards of the Meeting

Orbits 3

Promoted by Cookstown & District MCC

www.amb-it.com

MCUI (Ulster Centre) Timing

www.mylaps.com

www.mcui-uc.org.uk



THE ROYAL HOTEL & BRAESIDE COOKSTOWN 100

OPEN

Orritor 2.100 Miles

Combined Qualifying

Pos	Class	No.	Name	Machine	Team/Sponsor	Overall BestTm	Diff	Gap	R1. Best Tm	R2. Best Tm	R3. Best Tm
1	Open	86	Cameron DONALD	Honda	Robinson Concrete	1:27.594	-	-	1:27.594	----	----
2	Open	24	Keith AMOR	Honda	Robinson Concrete	1:29.543	+1.949	+1.949	1:29.543	----	----
3	Open	13	Adrian ARCHIBALD	Suzuki	Relentless Suzuki by TAS	1:30.179	+2.585	+0.636	1:30.179	----	----
4	Open	10	Raymond PORTER	Kawasaki	McAdoo/Gortreagh Printing	1:30.321	+2.727	+0.142	1:30.321	----	----
5	Open	12	John DONNAN	Honda	JD's Motorcycles	1:31.597	+4.003	+1.276	1:31.597	----	----
6	Open	23	Andrew BRADY	Suzuki 750	Brennan Lectros	1:31.905	+4.311	+0.308	1:31.905	----	----
7	Open	7	Adrian McFARLAND	Yamaha	Team Hardship Racing	1:32.013	+4.419	+0.108	1:32.013	----	----
8	Open	49	Conor CUMMINS	Yamaha	Team Millsport Racing	1:32.086	+4.492	+0.073	----	1:32.086	----
9	Open	34	Dwyer AGNEW	Kawasaki	A.I.R.	1:32.508	+4.914	+0.422	1:32.508	----	----
10	Open	71	Davy MORGAN	Honda	Investasure	1:32.589	+4.995	+0.081	1:32.589	----	----
11	Open	20	David COUGHLAN	Yamaha	Ridge Developments	1:32.610	+5.016	+0.021	1:32.610	----	----
12	Open	40	Dave MILLING	Aprilia	Aprilia UK	1:32.760	+5.166	+0.150	1:32.760	----	----
13	Open	18	Shane CONNOR	Yamaha	JD's Motorcycles	1:32.845	+5.251	+0.085	1:32.845	----	----
14	Open	72	Kevin FITZPATRICK	Suzuki		1:33.134	+5.540	+0.289	----	1:33.134	----
15	Open	9	Wayne KIRWAN	Suzuki 750	JD's Motorcycles	1:33.427	+5.833	+0.293	1:33.427	----	----
16	Open	35	Trevor FERGUSON	Suzuki		1:33.487	+5.893	+0.060	1:33.487	----	----
17	Open	16	John BURROWS	Honda	HM Sports Motorhomes	1:33.757	+6.163	+0.270	1:33.757	----	----
18	Open	21	Alan CONNOR	Suzuki	Dunshaughlin RRSC	1:34.212	+6.618	+0.455	1:34.212	----	----
19	Open	87	Michael WELDON	Yamaha	Malahide Carpentry	1:34.270	+6.676	+0.058	----	1:34.270	----
20	Open	33	Liam QUINN	Yamaha	Team Racing	1:34.302	+6.708	+0.032	1:34.302	----	----
21	Open	70	Victor GILMORE	Yamaha	T Lindsay	1:34.351	+6.757	+0.049	1:34.351	----	----
22	Open	14	Carl RENNIE	Kawasaki	Hawk Kawasaki	1:34.378	+6.784	+0.027	1:34.378	----	----
23	Open	41	James McCULLAGH	Suzuki 600		1:34.450	+6.856	+0.072	1:34.450	----	----
24	Open	65	Darren RICHARDSON	Honda		1:34.815	+7.221	+0.365	1:34.815	----	----
Not classified (from pos 24)											
25	Open	19	Geoff DOWNEY	Suzuki		1:35.029	+7.435	+0.214	1:35.029	----	----
26	Open	110	Tim MAHER	Suzuki		1:35.090	+7.496	+0.061	----	1:35.090	----
27	Open	74	Andrew NEILL	Yamaha 600	Moira MRC	1:35.201	+7.607	+0.111	1:35.201	----	----
28	Open	8	Oilly O'CONNOR	Yamaha	Matflo	1:35.452	+7.858	+0.251	1:35.452	----	----
29	Open	39	James REDPATH	Suzuki	MK	1:35.541	+7.947	+0.089	1:35.541	----	----
30	Open	69	Peter NEWELL	Kawasaki	C4 Racing	1:35.547	+7.953	+0.006	----	1:35.547	----
31	Open	127	James McCANN	Suzuki 750	Highway Barrier Solutions	1:35.676	+8.082	+0.129	----	1:35.676	----
32	Open	61	John WALSH	Yamaha		1:36.058	+8.464	+0.382	----	1:36.058	----
33	Open	30	Wayne KENNEDY	Suzuki 600	Rainbow Amusements	1:36.622	+9.028	+0.564	1:36.622	----	----
34	Open	6	William DUNLOP	Suzuki	Raymond Lilley Electrical	1:36.991	+9.397	+0.369	----	1:36.991	----
35	Open	22	Stephen McILVENNA	Honda	T7 Murray	1:37.266	+9.672	+0.275	----	1:37.266	----
36	Open	151	Mark MORGAN	Suzuki 750	Sam McKeown	1:37.363	+9.769	+0.097	----	1:37.363	----
37	Open	123	Declan O'MEARA	Yamaha		1:37.583	+9.989	+0.220	----	1:37.583	----
38	Open	15	Timmy TURTLE	Yamaha 600		1:37.656	+10.062	+0.073	----	1:37.656	----
39	Open	1	Anthony McCOLGAN	Suzuki 600		1:37.662	+10.068	+0.006	1:37.662	----	----
40	Open	27	Leo FITZGERALD	Suzuki 600		1:37.778	+10.184	+0.116	----	1:37.778	----
41	Open	80	Phill ARCHER	Triumph 675		1:37.883	+10.289	+0.105	----	1:37.883	----
42	Open	26	Dennis BOOTH	Suzuki 750		1:37.954	+10.360	+0.071	----	1:37.954	----
43	Open	73	Scott WILSON	Suzuki 750	PRF Racing	1:38.231	+10.637	+0.277	----	1:38.231	----
44	Open	53	Philip SHANNON	Honda 600		1:38.990	+11.396	+0.759	----	1:38.990	----

Name

Name

R1. OPEN - Group A Qualifying

R2. OPEN - Group B Qualifying

Printed: 27/04/2007 20:58:39

Licensed to: MCUI

Provisional results subject to confirmation by the Stewards of the Meeting

Orbits 3

Promoted by Cookstown & District MCC

www.amb-it.com

MCUI (Ulster Centre) Timing

www.mylaps.com

www.mcui-uc.org.uk



THE ROYAL HOTEL & BRAESIDE COOKSTOWN 100

OPEN

Orritor 2.100 Miles

Combined Qualifying

Pos	Class	No.	Name	Machine	Team/Sponsor	Overall BestTm	Diff	Gap	R1. Best Tm	R2. Best Tm	R3. Best Tm
45	Open	99	Andrew COURTNEY	Yamaha	Team Hardship Racing	1:39.001	+11.407	+0.011	1:39.001	----	----
46	Open	4	Barry DAVIDSON	Honda 600	Maine Road Racing	1:39.483	+11.889	+0.482	----	1:39.483	----
47	Open	2	Emlyn HUGHES	Yamaha 600		1:39.659	+12.065	+0.176	----	1:39.659	----
48	Open	119	Adrian MULLEN	Yamaha 600		1:39.940	+12.346	+0.281	----	1:39.940	----
49	Open	5	Noel HUDSON	Kawasaki	AJS	1:39.948	+12.354	+0.008	----	1:39.948	----
50	Open	29	Ryan McCAY	Triumph 675		1:39.970	+12.376	+0.022	----	1:39.970	----
51	Open	48	Gareth COSTELLO	Yamaha 600		1:40.035	+12.441	+0.065	----	1:40.035	----
52	Open	50	James BRESLIN	Kawasaki		1:40.083	+12.489	+0.048	----	1:40.083	----
53	Open	51	Andrew BROWN	Aprilia	Freeway Lift Services	1:40.117	+12.523	+0.034	----	1:40.117	----
54	Open	68	Neil VICARS	Honda 600		1:40.615	+13.021	+0.498	----	1:40.615	----
55	Open	31	Eric WILSON	Yamaha 600		1:40.897	+13.303	+0.282	----	1:40.897	----
56	Open	82	Lars JONES	Yamaha 600		1:41.127	+13.533	+0.230	----	1:41.127	----
57	Open	191	Jack WILLIAMSON	Suzuki 750	Maineside Racing	1:43.635	+16.041	+2.508	----	1:43.635	----
58	Open	57	Adrian LOGUE	Suzuki 750		1:44.914	+17.320	+1.279	----	1:44.914	----
59	Open	3	Michael DUNLOP	Yamaha	D & M Racing	1:45.547	+17.953	+0.633	----	1:45.547	----
60	Open	37	Stephen O'BRIEN	Honda 250		1:45.998	+18.404	+0.451	----	1:45.998	----
61	Open	511	Maurice WALKER	Yamaha 250		1:47.204	+19.610	+1.206	----	1:47.204	----
62	Open	43	Keith COSTELLO	Kawasaki 600		----	59:27.181	-	----	----	----
63	Open	93	Paul CRANSTON	Honda	P&J	----	59:27.181	-	----	----	----

Name

Name

R1. OPEN - Group A Qualifying

R2. OPEN - Group B Qualifying

Printed: 27/04/2007 20:58:39

Licensed to: MCUI

Provisional results subject to confirmation by the Stewards of the Meeting

Orbits 3

Promoted by Cookstown & District MCC

www.amb-it.com

MCUI (Ulster Centre) Timing

www.mylaps.com

www.mcui-uc.org.uk



THE ROYAL HOTEL & BRAESIDE COOKSTOWN 100

OPEN Orritor 2.100 Miles
 R9: Caulfield Insurance Race B 28/04/2007 14:30
 Race (8 Laps)

11	50 26		51 27		68 28	
10		29 24		48 25		C
9	4 21		2 22		5 23	
<hr/>						
8		19		20		
7	73 16		53 17		99 18	
6		27 14		26 15		B
5	151 11		123 12		15 13	
<hr/>						
4		9		10		
3	61 6		6 7		22 8	
2		69 4		127 5		A
1	76 1		8 2		39 3	



THE ROYAL HOTEL & BRAESIDE COOKSTOWN 100

OPEN Orritor 2.100 Miles
 R13: S.P.Harkness Construction Cookstown 100 Race B 28/04/2007 16:30
 Race (8 Laps)

11	5 26	50 27	51 28	
10		2 24	119 25	C
9	73 21	53 22	4 23	
8	<hr/>			
7	1 16	27 17	80 18	
6		123 14	15 15	B
5	6 11	22 12	151 13	
4	<hr/>			
3	69 6	61 7	30 8	
2		8 4	39 5	A
1	19 1	110 2	76 3	



The Royal Hotel & Braeside Cookstown 100



Open

Race 9 - Caulfield Insurance Race B


Saturday, 28 April 2007

Pos	Class	No	Name	Machine / Sponsor	Gp	Laps	Total Time	Behind	Speed	-----Best Lap-----		
										Time	Speed	On
Race Classification												
1	Open	61	John WALSH	Yamaha	a	8	11:59.056		84.110	1:28.630	85.298	4
2	Open	39	James REDPATH	Suzuki - MK	a	8	12:06.623	7.567	83.234	1:29.687	84.293	6
3	Open	93	Paul CRANSTON	Honda - P&J	c	8	12:12.994	13.938	82.511	1:29.319	84.640	8
4	Open	99	Andrew COURTNEY	Yamaha - Team Hardship Racing	b	8	12:23.337	24.281	81.363	1:31.681	82.460	8
5	Open	76	Andrew NEILL	Yamaha 600 - Moira MRC	a	8	12:23.463	24.407	81.349	1:31.348	82.760	6
6	Open	8	Oilly O'CONNOR	Yamaha - Matflo	a	8	12:28.941	29.885	80.754	1:32.046	82.133	8
7	Open	123	Declan O'MEARA	Yamaha	b	8	12:30.481	31.425	80.588	1:32.111	82.075	8
8	Open	4	Barry DAVIDSON	Honda 600 - Maine Road Racing	b	8	12:32.965	33.909	80.322	1:32.922	81.359	4
9	Open	2	Emlyn HUGHES	Yamaha 600	b	8	12:33.355	34.299	80.281	1:32.279	81.925	4
10	Open	28	Paul GARTLAND	Suzuki	c	8	12:36.074	37.018	79.992	1:31.966	82.204	5
11	Open	29	Ryan McCAY	Triumph 675	c	8	12:36.302	37.246	79.968	1:32.640	81.606	3
12	Open	51	Andrew BROWN	Aprilia - Freeway Lift Services	c	8	12:38.374	39.318	79.750	1:31.725	82.420	4
13	Open	151	Mark MORGAN	Suzuki 750 - Sam McKeown	b	8	12:38.428	39.372	79.744	1:32.999	81.291	5
14	Open	22	Stephen McILVENNA	Honda - T7 Murray	a	8	12:40.126	41.070	79.566	1:33.511	80.846	3
15	Open	26	Dennis BOOTH	Suzuki 750	b	8	12:41.229	42.173	79.450	1:33.605	80.765	4
16	Open	53	Philip SHANNON	Honda 600	b	8	12:51.158	52.102	78.428	1:34.280	80.187	2
17	Open	69	Peter NEWELL	Kawasaki - C4 Racing	a	8	12:54.667	55.611	78.072	1:32.363	81.851	5
18	Open	48	Gareth COSTELLO	Yamaha 600	c	8	12:55.877	56.821	77.950	1:34.744	79.794	7
19	Open	15	Timmy TURTLE	Yamaha 600	b	8	13:01.501	1:02.445	77.390	1:36.063	78.698	2
20	Open	5	Noel HUDSON	Kawasaki - AJS	c	8	13:02.152	1:03.096	77.325	1:36.775	78.119	5
21	Open	50	James BRESLIN	Kawasaki	c	8	13:02.278	1:03.222	77.313	1:36.541	78.309	4
22	Open	31	Eric WILSON	Yamaha 600	c	8	13:02.483	1:03.427	77.292	1:36.460	78.374	3
23	Open	127	James McCANN	Suzuki 750 - Highway Barrier Solutions	a	8	13:10.612	1:11.556	76.498	1:31.778	82.373	2

Fastest Lap

Open	61	John WALSH	Yamaha	a						1:28.630	85.298	4
------	----	------------	--------	---	--	--	--	--	--	----------	--------	---

These Results are provisional and are subject to ratification by the Stewards of the Meeting.

Track	Orritor	Signed		Organising Club	Cookstown & District MCC
Length(miles)	2.1000		Chief Timekeeper	Warmup Started	
Weather	Sunny	Issued At:	15:37:54	Race Started	15:23:18.083
Track	Dry			Gp Time Diff - b 14.05 / c 28.95	

MCUI
Ulster Centre
Timing
www.mcui-uc.org.uk



2&4
WHEEL MOTORSPORT
STEERING GROUP LTD.

x nitec
SOLUTIONS



Open

Race 9 - Caulfield Insurance Race B

Saturday, 28 April 2007

Open

Race Classification

1 61 John WALSH

Total Time **11:59.056** Avg Speed **84.110** Behind
 Best Time **1:28.630** Best Speed **85.298** On 4 Gp a

Lap	Elapsed Time	Lap Time	Lap Speed
1	1:33.720	1:33.720	80.666
2	3:03.075	1:29.355	84.606
3	4:33.059	1:29.984	84.015
4	6:01.689	1:28.630	85.298
5	7:31.051	1:29.362	84.600
6	8:59.985	1:28.934	85.007
7	10:28.946	1:28.961	84.981
8	11:59.056	1:30.110	83.897

2 39 James REDPATH

Total Time **12:06.623** Avg Speed **83.234** Behind **7.567**
 Best Time **1:29.687** Best Speed **84.293** On 6 Gp a

Lap	Elapsed Time	Lap Time	Lap Speed
1	1:36.108	1:36.108	78.662
2	3:06.087	1:29.979	84.020
3	4:35.990	1:29.903	84.091
4	6:06.106	1:30.116	83.892
5	7:37.030	1:30.924	83.146
6	9:06.717	1:29.687	84.293
7	10:36.505	1:29.788	84.198
8	12:06.623	1:30.118	83.890

3 93 Paul CRANSTON

Total Time **12:12.994** Avg Speed **82.511** Behind **13.938**
 Best Time **1:29.319** Best Speed **84.640** On 8 Gp c

Lap	Elapsed Time	Lap Time	Lap Speed
1	1:36.617	1:36.617	78.247
2	3:07.009	1:30.392	83.636
3	4:39.529	1:32.520	81.712
4	6:10.128	1:30.599	83.445
5	7:41.675	1:31.547	82.581
6	9:12.579	1:30.904	83.165
7	10:43.675	1:31.096	82.989
8	12:12.994	1:29.319	84.640

4 99 Andrew COURTNEY

Total Time **12:23.337** Avg Speed **81.363** Behind **24.281**
 Best Time **1:31.681** Best Speed **82.460** On 8 Gp b

Lap	Elapsed Time	Lap Time	Lap Speed
1	1:39.191	1:39.191	76.217
2	3:10.986	1:31.795	82.357
3	4:43.943	1:32.957	81.328
4	6:16.150	1:32.207	81.989
5	7:47.942	1:31.792	82.360
6	9:19.779	1:31.837	82.320
7	10:51.656	1:31.877	82.284
8	12:23.337	1:31.681	82.460

Open

Race Classification

5 76 Andrew NEILL

Total Time **12:23.463** Avg Speed **81.349** Behind **24.407**
 Best Time **1:31.348** Best Speed **82.760** On 6 Gp a

Lap	Elapsed Time	Lap Time	Lap Speed
1	1:38.762	1:38.762	76.548
2	3:11.567	1:32.805	81.461
3	4:44.295	1:32.728	81.529
4	6:16.990	1:32.695	81.558
5	7:48.805	1:31.815	82.339
6	9:20.153	1:31.348	82.760
7	10:51.807	1:31.654	82.484
8	12:23.463	1:31.656	82.482

6 8 Oily O'CONNOR

Total Time **12:28.941** Avg Speed **80.754** Behind **29.885**
 Best Time **1:32.046** Best Speed **82.133** On 8 Gp a

Lap	Elapsed Time	Lap Time	Lap Speed
1	1:37.845	1:37.845	77.265
2	3:11.017	1:33.172	81.140
3	4:43.579	1:32.562	81.675
4	6:16.857	1:33.278	81.048
5	7:50.429	1:33.572	80.793
6	9:23.647	1:33.218	81.100
7	10:56.895	1:33.248	81.074
8	12:28.941	1:32.046	82.133

7 123 Declan O'MEARA

Total Time **12:30.481** Avg Speed **80.588** Behind **31.425**
 Best Time **1:32.111** Best Speed **82.075** On 8 Gp b

Lap	Elapsed Time	Lap Time	Lap Speed
1	1:37.552	1:37.552	77.497
2	3:10.723	1:33.171	81.141
3	4:44.844	1:34.121	80.322
4	6:18.780	1:33.936	80.480
5	7:52.387	1:33.607	80.763
6	9:25.847	1:33.460	80.890
7	10:58.370	1:32.523	81.709
8	12:30.481	1:32.111	82.075

8 4 Barry DAVIDSON

Total Time **12:32.965** Avg Speed **80.322** Behind **33.909**
 Best Time **1:32.922** Best Speed **81.359** On 4 Gp b

Lap	Elapsed Time	Lap Time	Lap Speed
1	1:38.893	1:38.893	76.446
2	3:12.524	1:33.631	80.742
3	4:46.357	1:33.833	80.569
4	6:19.279	1:32.922	81.359
5	7:52.774	1:33.495	80.860
6	9:26.230	1:33.456	80.894
7	10:59.863	1:33.633	80.741
8	12:32.965	1:33.102	81.201

Open

Race 9 - Caulfield Insurance Race B

Saturday, 28 April 2007

Open

Race Classification

9 **2 Emlyn HUGHES**
 Total Time **12:33.355** Avg Speed **80.281** Behind **34.299**
 Best Time **1:32.279** Best Speed **81.925** On **4** Gp **b**

Lap	Elapsed Time	Lap Time	Lap Speed
1	1:40.922	1:40.922	74.909
2	3:15.119	1:34.197	80.257
3	4:49.216	1:34.097	80.343
4	6:21.495	1:32.279	81.925
5	7:54.064	1:32.569	81.669
6	9:26.906	1:32.842	81.429
7	11:00.647	1:33.741	80.648
8	12:33.355	1:32.708	81.546

10 **28 Paul GARTLAND**
 Total Time **12:36.074** Avg Speed **79.992** Behind **37.018**
 Best Time **1:31.966** Best Speed **82.204** On **5** Gp **c**

Lap	Elapsed Time	Lap Time	Lap Speed
1	1:42.218	1:42.218	73.960
2	3:18.501	1:36.283	78.519
3	4:51.627	1:33.126	81.180
4	6:24.533	1:32.906	81.373
5	7:56.499	1:31.966	82.204
6	9:30.122	1:33.623	80.749
7	11:03.059	1:32.937	81.345
8	12:36.074	1:33.015	81.277

11 **29 Ryan McCAY**
 Total Time **12:36.302** Avg Speed **79.968** Behind **37.246**
 Best Time **1:32.640** Best Speed **81.606** On **3** Gp **c**

Lap	Elapsed Time	Lap Time	Lap Speed
1	1:42.068	1:42.068	74.068
2	3:19.386	1:37.318	77.683
3	4:52.026	1:32.640	81.606
4	6:24.756	1:32.730	81.527
5	7:57.409	1:32.653	81.595
6	9:30.394	1:32.985	81.303
7	11:03.196	1:32.802	81.464
8	12:36.302	1:33.106	81.198

12 **51 Andrew BROWN**
 Total Time **12:38.374** Avg Speed **79.750** Behind **39.318**
 Best Time **1:31.725** Best Speed **82.420** On **4** Gp **c**

Lap	Elapsed Time	Lap Time	Lap Speed
1	1:43.697	1:43.697	72.905
2	3:19.999	1:36.302	78.503
3	4:55.076	1:35.077	79.514
4	6:26.801	1:31.725	82.420
5	7:59.300	1:32.499	81.731
6	9:32.694	1:33.394	80.947
7	11:05.575	1:32.881	81.394
8	12:38.374	1:32.799	81.466

Open

Race Classification

13 **151 Mark MORGAN**
 Total Time **12:38.428** Avg Speed **79.744** Behind **39.372**
 Best Time **1:32.999** Best Speed **81.291** On **5** Gp **b**

Lap	Elapsed Time	Lap Time	Lap Speed
1	1:39.874	1:39.874	75.695
2	3:13.377	1:33.503	80.853
3	4:48.852	1:35.475	79.183
4	6:23.278	1:34.426	80.063
5	7:56.277	1:32.999	81.291
6	9:30.632	1:34.355	80.123
7	11:04.557	1:33.925	80.490
8	12:38.428	1:33.871	80.536

14 **22 Stephen McILVENNA**
 Total Time **12:40.126** Avg Speed **79.566** Behind **41.070**
 Best Time **1:33.511** Best Speed **80.846** On **3** Gp **a**

Lap	Elapsed Time	Lap Time	Lap Speed
1	1:40.959	1:40.959	74.882
2	3:14.522	1:33.563	80.801
3	4:48.033	1:33.511	80.846
4	6:22.527	1:34.494	80.005
5	7:56.738	1:34.211	80.245
6	9:30.724	1:33.986	80.438
7	11:05.473	1:34.749	79.790
8	12:40.126	1:34.653	79.871

15 **26 Dennis BOOTH**
 Total Time **12:41.229** Avg Speed **79.450** Behind **42.173**
 Best Time **1:33.605** Best Speed **80.765** On **4** Gp **b**

Lap	Elapsed Time	Lap Time	Lap Speed
1	1:40.640	1:40.640	75.119
2	3:14.849	1:34.209	80.247
3	4:50.683	1:35.834	78.886
4	6:24.288	1:33.605	80.765
5	7:58.602	1:34.314	80.158
6	9:32.506	1:33.904	80.508
7	11:06.658	1:34.152	80.296
8	12:41.229	1:34.571	79.940

16 **53 Philip SHANNON**
 Total Time **12:51.158** Avg Speed **78.428** Behind **52.102**
 Best Time **1:34.280** Best Speed **80.187** On **2** Gp **b**

Lap	Elapsed Time	Lap Time	Lap Speed
1	1:42.009	1:42.009	74.111
2	3:16.289	1:34.280	80.187
3	4:51.682	1:35.393	79.251
4	6:28.170	1:36.488	78.352
5	8:03.917	1:35.747	78.958
6	9:38.868	1:34.951	79.620
7	11:15.479	1:36.611	78.252
8	12:51.158	1:35.679	79.014

Open

Race 9 - Caulfield Insurance Race B

Saturday, 28 April 2007

Open

Race Classification

17 69 Peter NEWELL

Total Time **12:54.667** Avg Speed **78.072** Behind **55.611**
 Best Time **1:32.363** Best Speed **81.851** On **5** Gp **a**

Lap	Elapsed Time	Lap Time	Lap Speed
1	1:38.339	1:38.339	76.877
2	3:12.048	1:33.709	80.675
3	5:08.080	1:56.032	65.154
4	6:41.335	1:33.255	81.068
5	8:13.698	1:32.363	81.851
6	9:47.796	1:34.098	80.342
7	11:22.125	1:34.329	80.145
8	12:54.667	1:32.542	81.693

18 48 Gareth COSTELLO

Total Time **12:55.877** Avg Speed **77.950** Behind **56.821**
 Best Time **1:34.744** Best Speed **79.794** On **7** Gp **c**

Lap	Elapsed Time	Lap Time	Lap Speed
1	1:43.468	1:43.468	73.066
2	3:20.878	1:37.410	77.610
3	4:57.373	1:36.495	78.346
4	6:33.731	1:36.358	78.457
5	8:10.439	1:36.708	78.173
6	9:45.992	1:35.553	79.118
7	11:20.736	1:34.744	79.794
8	12:55.877	1:35.141	79.461

19 15 Timmy TURTLE

Total Time **13:01.501** Avg Speed **77.390** Behind **1:02.445**
 Best Time **1:36.063** Best Speed **78.698** On **2** Gp **b**

Lap	Elapsed Time	Lap Time	Lap Speed
1	1:43.548	1:43.548	73.010
2	3:19.611	1:36.063	78.698
3	4:57.322	1:37.711	77.371
4	6:33.836	1:36.514	78.331
5	8:10.411	1:36.575	78.281
6	9:47.342	1:36.931	77.994
7	11:25.110	1:37.768	77.326
8	13:01.501	1:36.391	78.431

20 5 Noel HUDSON

Total Time **13:02.152** Avg Speed **77.325** Behind **1:03.096**
 Best Time **1:36.775** Best Speed **78.119** On **5** Gp **c**

Lap	Elapsed Time	Lap Time	Lap Speed
1	1:41.759	1:41.759	74.293
2	3:19.110	1:37.351	77.657
3	4:56.325	1:37.215	77.766
4	6:33.315	1:36.990	77.946
5	8:10.090	1:36.775	78.119
6	9:47.550	1:37.460	77.570
7	11:24.970	1:37.420	77.602
8	13:02.152	1:37.182	77.792

Open

Race Classification

21 50 James BRESLIN

Total Time **13:02.278** Avg Speed **77.313** Behind **1:03.222**
 Best Time **1:36.541** Best Speed **78.309** On **4** Gp **c**

Lap	Elapsed Time	Lap Time	Lap Speed
1	1:42.413	1:42.413	73.819
2	3:19.758	1:37.345	77.662
3	4:56.929	1:37.171	77.801
4	6:33.470	1:36.541	78.309
5	8:10.656	1:37.186	77.789
6	9:47.688	1:37.032	77.912
7	11:25.059	1:37.371	77.641
8	13:02.278	1:37.219	77.763

22 31 Eric WILSON

Total Time **13:02.483** Avg Speed **77.292** Behind **1:03.427**
 Best Time **1:36.460** Best Speed **78.374** On **3** Gp **c**

Lap	Elapsed Time	Lap Time	Lap Speed
1	1:44.025	1:44.025	72.675
2	3:21.021	1:36.996	77.941
3	4:57.481	1:36.460	78.374
4	6:34.099	1:36.618	78.246
5	8:10.926	1:36.827	78.077
6	9:47.859	1:36.933	77.992
7	11:25.597	1:37.738	77.350
8	13:02.483	1:36.886	78.030

23 127 James McCANN

Total Time **13:10.612** Avg Speed **76.498** Behind **1:11.556**
 Best Time **1:31.778** Best Speed **82.373** On **2** Gp **a**

Lap	Elapsed Time	Lap Time	Lap Speed
1	1:40.649	1:40.649	75.113
2	3:12.427	1:31.778	82.373
3	4:44.911	1:32.484	81.744
4	6:18.463	1:33.552	80.811
5	7:50.931	1:32.468	81.758
6	10:05.767	2:14.836	56.068
7	11:38.168	1:32.401	81.817
8	13:10.612	1:32.444	81.779

The Royal Hotel & Braeside Cookstown 100



Open

Race 13 - S.P. Harkness Cookstown 100


Saturday, 28 April 2007

Pos	Class	No	Name	Machine / Sponsor	Gp	Laps	Total Time	Behind	Speed	-----Best Lap-----		
										Time	Speed	On
Race Classification												
1	Open	61	John WALSH	Yamaha	a	6	8:58.257		84.272	1:27.758	86.146	2
2	Open	110	Tim MAHER	Suzuki	a	6	9:05.014	6.757	83.227	1:29.737	84.246	5
3	Open	69	Peter NEWELL	Kawasaki - C4 Racing	a	6	9:06.434	8.177	83.011	1:29.543	84.429	2
4	Open	8	Oily O'CONNOR	Yamaha - Matflo	a	6	9:15.466	17.209	81.661	1:31.264	82.837	4
5	Open	123	Declan O'MEARA	Yamaha	b	6	9:22.592	24.335	80.627	1:31.603	82.530	2
6	Open	22	Stephen McILVENNA	Honda - T7 Murray	b	6	9:23.126	24.869	80.550	1:32.636	81.610	4
7	Open	27	Leo FITZGERALD	Suzuki 600	b	6	9:23.325	25.068	80.522	1:32.605	81.637	4
8	Open	76	Andrew NEILL	Yamaha 600 - Moira MRC	a	6	9:26.516	28.259	80.068	1:32.900	81.378	4
9	Open	28	Paul GARTLAND	Suzuki	c	6	9:28.111	29.854	79.844	1:32.965	81.321	3
10	Open	51	Andrew BROWN	Aprilia - Freeway Lift Services	c	6	9:28.213	29.956	79.829	1:32.739	81.519	4
11	Open	1	Anthony McCOLGAN	Suzuki 600	b	6	9:29.049	30.792	79.712	1:33.529	80.831	6
12	Open	80	Phill ARCHER	Triumph 675	b	6	9:29.057	30.800	79.711	1:33.179	81.135	6
13	Open	15	Timmy TURTLE	Yamaha 600	b	6	9:29.906	31.649	79.592	1:32.910	81.369	5
14	Open	30	Wayne KENNEDY	Suzuki 600 - Rainbow Amusements	a	6	9:35.584	37.327	78.807	1:34.094	80.345	6
15	Open	53	Philip SHANNON	Honda 600	c	6	9:39.468	41.211	78.279	1:34.750	79.789	3
16	Open	5	Noel HUDSON	Kawasaki - AJS	c	6	9:40.259	42.002	78.172	1:35.470	79.187	2
17	Open	119	Adrian MULLEN	Yamaha 600	c	6	9:40.300	42.043	78.166	1:34.479	80.018	3
18	Open	31	Eric WILSON	Yamaha 600	c	6	9:41.097	42.840	78.059	1:35.029	79.555	3
19	Open	50	James BRESLIN	Kawasaki	c	6	9:51.745	53.488	76.655	1:37.242	77.744	2
20	Open	39	James REDPATH	Suzuki - MK	a	6	10:02.872	1:04.615	75.240	1:29.085	84.863	2

Fastest Lap

Open	61	John WALSH	Yamaha	a						1:27.758	86.146	2
------	----	------------	--------	---	--	--	--	--	--	----------	--------	---

These Results are provisional and are subject to ratification by the Stewards of the Meeting.

Track	Orritor	Signed		Organising Club	Cookstown & District MCC
Length(miles)	2.1000		Chief Timekeeper	Warmup Started	
Weather	Sunny	Issued At:	17:47:00	Race Started	17:35:58.009
Track	Dry			Gp Time Diff - b	13.58 / c 27.61

MCUI
Ulster Centre
Timing
www.mcui-uc.org.uk



2&4
WHEEL MOTORSPORT
STEERING GROUP LTD.

x nitec
SOLUTIONS



Open

Race 13 - S.P. Harkness Cookstown 100

Saturday, 28 April 2007

Open

Race Classification

1	61 John WALSH				
Total Time	8:58.257	Avg Speed	84.272	Behind	
Best Time	1:27.758	Best Speed	86.146	On	2 Gp a
<i>Lap</i>	<i>Elapsed Time</i>	<i>Lap Time</i>	<i>Lap Speed</i>		
1	1:34.951	1:34.951	79.620		
2	3:02.709	1:27.758	86.146		
3	4:31.307	1:28.598	85.329		
4	5:59.589	1:28.282	85.635		
5	7:28.390	1:28.801	85.134		
6	8:58.257	1:29.867	84.124		

2	110 Tim MAHER				
Total Time	9:05.014	Avg Speed	83.227	Behind	6.757
Best Time	1:29.737	Best Speed	84.246	On	5 Gp a
<i>Lap</i>	<i>Elapsed Time</i>	<i>Lap Time</i>	<i>Lap Speed</i>		
1	1:34.730	1:34.730	79.806		
2	3:05.011	1:30.281	83.739		
3	4:35.014	1:30.003	83.997		
4	6:04.804	1:29.790	84.196		
5	7:34.541	1:29.737	84.246		
6	9:05.014	1:30.473	83.561		

3	69 Peter NEWELL				
Total Time	9:06.434	Avg Speed	83.011	Behind	8.177
Best Time	1:29.543	Best Speed	84.429	On	2 Gp a
<i>Lap</i>	<i>Elapsed Time</i>	<i>Lap Time</i>	<i>Lap Speed</i>		
1	1:35.742	1:35.742	78.962		
2	3:05.285	1:29.543	84.429		
3	4:35.862	1:30.577	83.465		
4	6:05.754	1:29.892	84.101		
5	7:35.632	1:29.878	84.114		
6	9:06.434	1:30.802	83.258		

4	8 Oilly O'CONNOR				
Total Time	9:15.466	Avg Speed	81.661	Behind	17.209
Best Time	1:31.264	Best Speed	82.837	On	4 Gp a
<i>Lap</i>	<i>Elapsed Time</i>	<i>Lap Time</i>	<i>Lap Speed</i>		
1	1:37.436	1:37.436	77.589		
2	3:08.906	1:31.470	82.650		
3	4:40.954	1:32.048	82.131		
4	6:12.218	1:31.264	82.837		
5	7:43.975	1:31.757	82.392		
6	9:15.466	1:31.491	82.631		

Open

Race Classification

5	123 Declan O'MEARA				
Total Time	9:22.592	Avg Speed	80.627	Behind	24.335
Best Time	1:31.603	Best Speed	82.530	On	2 Gp b
<i>Lap</i>	<i>Elapsed Time</i>	<i>Lap Time</i>	<i>Lap Speed</i>		
1	1:38.029	1:38.029	77.120		
2	3:09.632	1:31.603	82.530		
3	4:42.421	1:32.789	81.475		
4	6:15.703	1:33.282	81.045		
5	7:48.691	1:32.988	81.301		
6	9:22.592	1:33.901	80.510		

6	22 Stephen McILVENNA				
Total Time	9:23.126	Avg Speed	80.550	Behind	24.869
Best Time	1:32.636	Best Speed	81.610	On	4 Gp b
<i>Lap</i>	<i>Elapsed Time</i>	<i>Lap Time</i>	<i>Lap Speed</i>		
1	1:37.861	1:37.861	77.252		
2	3:10.818	1:32.957	81.328		
3	4:43.727	1:32.909	81.370		
4	6:16.363	1:32.636	81.610		
5	7:49.319	1:32.956	81.329		
6	9:23.126	1:33.807	80.591		

7	27 Leo FITZGERALD				
Total Time	9:23.325	Avg Speed	80.522	Behind	25.068
Best Time	1:32.605	Best Speed	81.637	On	4 Gp b
<i>Lap</i>	<i>Elapsed Time</i>	<i>Lap Time</i>	<i>Lap Speed</i>		
1	1:38.321	1:38.321	76.891		
2	3:11.100	1:32.779	81.484		
3	4:43.915	1:32.815	81.452		
4	6:16.520	1:32.605	81.637		
5	7:49.470	1:32.950	81.334		
6	9:23.325	1:33.855	80.550		

8	76 Andrew NEILL				
Total Time	9:26.516	Avg Speed	80.068	Behind	28.259
Best Time	1:32.900	Best Speed	81.378	On	4 Gp a
<i>Lap</i>	<i>Elapsed Time</i>	<i>Lap Time</i>	<i>Lap Speed</i>		
1	1:39.300	1:39.300	76.133		
2	3:12.508	1:33.208	81.109		
3	4:46.016	1:33.508	80.849		
4	6:18.916	1:32.900	81.378		
5	7:52.481	1:33.565	80.799		
6	9:26.516	1:34.035	80.396		

Open

Race 13 - S.P. Harkness Cookstown 100

Saturday, 28 April 2007

Open

Race Classification

9 28 Paul GARTLAND

Total Time **9:28.111** Avg Speed **79.844** Behind **29.854**
 Best Time **1:32.965** Best Speed **81.321** On **3** Gp **c**

Lap	Elapsed Time	Lap Time	Lap Speed
1	1:40.094	1:40.094	75.529
2	3:13.169	1:33.075	81.225
3	4:46.134	1:32.965	81.321
4	6:19.999	1:33.865	80.541
5	7:53.815	1:33.816	80.583
6	9:28.111	1:34.296	80.173

10 51 Andrew BROWN

Total Time **9:28.213** Avg Speed **79.829** Behind **29.956**
 Best Time **1:32.739** Best Speed **81.519** On **4** Gp **c**

Lap	Elapsed Time	Lap Time	Lap Speed
1	1:40.806	1:40.806	74.996
2	3:15.631	1:34.825	79.726
3	4:48.973	1:33.342	80.992
4	6:21.712	1:32.739	81.519
5	7:55.093	1:33.381	80.959
6	9:28.213	1:33.120	81.186

11 1 Anthony McCOLGAN

Total Time **9:29.049** Avg Speed **79.712** Behind **30.792**
 Best Time **1:33.529** Best Speed **80.831** On **6** Gp **b**

Lap	Elapsed Time	Lap Time	Lap Speed
1	1:40.078	1:40.078	75.541
2	3:14.132	1:34.054	80.379
3	4:48.150	1:34.018	80.410
4	6:21.969	1:33.819	80.581
5	7:55.520	1:33.551	80.812
6	9:29.049	1:33.529	80.831

12 80 Phill ARCHER

Total Time **9:29.057** Avg Speed **79.711** Behind **30.800**
 Best Time **1:33.179** Best Speed **81.135** On **6** Gp **b**

Lap	Elapsed Time	Lap Time	Lap Speed
1	1:40.310	1:40.310	75.366
2	3:15.287	1:34.977	79.598
3	4:49.021	1:33.734	80.654
4	6:22.500	1:33.479	80.874
5	7:55.878	1:33.378	80.961
6	9:29.057	1:33.179	81.135

Open

Race Classification

13 15 Timmy TURTLE

Total Time **9:29.906** Avg Speed **79.592** Behind **31.649**
 Best Time **1:32.910** Best Speed **81.369** On **5** Gp **b**

Lap	Elapsed Time	Lap Time	Lap Speed
1	1:40.795	1:40.795	75.004
2	3:15.430	1:34.635	79.886
3	4:49.865	1:34.435	80.055
4	6:23.269	1:33.404	80.939
5	7:56.179	1:32.910	81.369
6	9:29.906	1:33.727	80.660

14 30 Wayne KENNEDY

Total Time **9:35.584** Avg Speed **78.807** Behind **37.327**
 Best Time **1:34.094** Best Speed **80.345** On **6** Gp **a**

Lap	Elapsed Time	Lap Time	Lap Speed
1	1:40.700	1:40.700	75.074
2	3:15.589	1:34.889	79.672
3	4:50.610	1:35.021	79.561
4	6:25.718	1:35.108	79.489
5	8:01.490	1:35.772	78.937
6	9:35.584	1:34.094	80.345

15 53 Philip SHANNON

Total Time **9:39.468** Avg Speed **78.279** Behind **41.211**
 Best Time **1:34.750** Best Speed **79.789** On **3** Gp **c**

Lap	Elapsed Time	Lap Time	Lap Speed
1	1:42.223	1:42.223	73.956
2	3:17.477	1:35.254	79.367
3	4:52.227	1:34.750	79.789
4	6:27.574	1:35.347	79.289
5	8:04.092	1:36.518	78.327
6	9:39.468	1:35.376	79.265

16 5 Noel HUDSON

Total Time **9:40.259** Avg Speed **78.172** Behind **42.002**
 Best Time **1:35.470** Best Speed **79.187** On **2** Gp **c**

Lap	Elapsed Time	Lap Time	Lap Speed
1	1:39.976	1:39.976	75.618
2	3:15.446	1:35.470	79.187
3	4:50.990	1:35.544	79.126
4	6:27.945	1:36.955	77.974
5	8:03.834	1:35.889	78.841
6	9:40.259	1:36.425	78.403

Open

Race 13 - S.P. Harkness Cookstown 100

Saturday, 28 April 2007

Open

Race Classification

17 119 Adrian MULLEN

Total Time **9:40.300** Avg Speed **78.166** Behind **42.043**

Best Time **1:34.479** Best Speed **80.018** On **3** Gp **c**

Lap	Elapsed Time	Lap Time	Lap Speed
1	1:42.101	1:42.101	74.044
2	3:18.396	1:36.295	78.509
3	4:52.875	1:34.479	80.018
4	6:28.794	1:35.919	78.817
5	8:05.129	1:36.335	78.476
6	9:40.300	1:35.171	79.436

18 31 Eric WILSON

Total Time **9:41.097** Avg Speed **78.059** Behind **42.840**

Best Time **1:35.029** Best Speed **79.555** On **3** Gp **c**

Lap	Elapsed Time	Lap Time	Lap Speed
1	1:41.723	1:41.723	74.319
2	3:17.389	1:35.666	79.025
3	4:52.418	1:35.029	79.555
4	6:28.162	1:35.744	78.961
5	8:04.891	1:36.729	78.156
6	9:41.097	1:36.206	78.581

19 50 James BRESLIN

Total Time **9:51.745** Avg Speed **76.655** Behind **53.488**

Best Time **1:37.242** Best Speed **77.744** On **2** Gp **c**

Lap	Elapsed Time	Lap Time	Lap Speed
1	1:43.830	1:43.830	72.811
2	3:21.072	1:37.242	77.744
3	4:58.591	1:37.519	77.523
4	6:36.519	1:37.928	77.200
5	8:14.134	1:37.615	77.447
6	9:51.745	1:37.611	77.450

20 39 James REDPATH

Total Time **10:02.872** Avg Speed **75.240** Behind **1:04.615**

Best Time **1:29.085** Best Speed **84.863** On **2** Gp **a**

Lap	Elapsed Time	Lap Time	Lap Speed
1	1:36.441	1:36.441	78.390
2	3:05.526	1:29.085	84.863
3	5:02.807	1:57.281	64.461
4	6:56.556	1:53.749	66.462
5	8:31.596	1:35.040	79.545
6	10:02.872	1:31.276	82.826